



Brighton Open Spaces Trust, Southwark

Brings people together to create inspiring urban green spaces. We do this via consultations, bringing together park steering groups, managing major works, looking after gardens and organising community gardening events and activities. Projects include food growing, youth activities and transforming housing land.

Facilities:
♿️ ♿️ ♿️ ♿️ ♿️ ♿️ ♿️ ♿️
Open: 10am–5pm or by appointment
Location: Junction of King James Street and Library Street, SE1. Tube: Elephant and Castle
Contact: 020 7261 1009; www.bost.org.uk



Brockwell Park Community Greenhouses, Lambeth

Volunteer-run charity and community garden project on an historic site in Brockwell Park. Several distinct gardens (including a medicinal herb garden), two big greenhouses, demonstration vegetable plots and wildlife areas. Volunteers always welcome. Educational visits by arrangement. Plant and seasonal produce sales every Sunday pm.


Facilities:
♿️ ♿️ ♿️ ♿️ ♿️ ♿️ ♿️ ♿️
Open: Sunday afternoons. Members and inducted volunteers: Weds & Thurs (summer 1–5.30pm, winter 12–4pm)
Location: Main entrance between tennis courts and walled garden in Brockwell Park, SE24. Rail: Heine Hill and Tulse Hill Stations. Bus: 2, 3, 37, 196, 432
Contact: 020 7622 4913; www.brockwellparkcommunitygreenhouses.org.uk



Bromley by Bow Gardens, Tower Hamlets

Community gardens within a regenerated park. Live willow garden with community plots, playground designed by local children and great cafe. Bromley by Bow Centre runs art/health activities including certificated horticultural training.

Facilities:
♿️ ♿️ ♿️ ♿️ ♿️ ♿️ ♿️ ♿️
Open: Park always open. Centre & café open weekdays, 9am–5.30pm
Location: Corner of St. Leonard's Street and Grace Street, E3. Tube: Bromley by Bow. DLR: Bow Church or Devon's Road
Contact: 020 8709 9735; www.bbbc.org.uk



Brooks Farm, Waltham Forest

Leyton's own city farm, with animals including goats, sheep, ponies, turkeys, a llama and more. Please for details of events and school visits.

Facilities:
♿️ ♿️ ♿️ ♿️ ♿️ ♿️ ♿️ ♿️
Open: Daily. Nov–Mar 9.30am–4.30pm, Apr–Oct 10.30am–5.30pm. Closed for lunch 12.30–1.30pm
Location: Skeltons Lane Park, enter via Skeltons Lane, E10. Tube: Leyton Central, Walthamstow Central. Rail: Leyton Midland. Bus: 97, 257
Contact: 020 8539 4278; brooksfarm@walthamforest.gov.uk



Calthorpe Project Community Garden, Camden


A 1.2 acre garden described as an oasis by visitors. Features many unexpected and interesting areas, including a waterfall, mosaic path and Bengali women's plots, plus family allotments, wild garden and a greenhouse. Our main building is a Walter Segal design with a green roof.

Facilities:
♿️ ♿️ ♿️ ♿️ ♿️ ♿️ ♿️ ♿️
Open: Winter weekdays 9am–5pm, weekends 11am–5pm. Summer weekdays 10am–6pm (8.30pm school hols), weekends 10am–6pm
Location: Corner of Grays Inn Road and Ampton Street, WC1. Tube: Five minute walk from Kings Cross. Bus: 46, 17, 45
Contact: 020 7837 8019; www.calthorpeproject.org.uk



Camley Street Natural Park, Camden

Innovative and internationally acclaimed nature reserve situated in the heart of King's Cross. One of the earliest examples of a purpose-built natural reserve in the UK, now an essential resource for local people. Activities include children's pond-dipping and education classes, volunteering opportunities, a graduate trainee scheme in conservation skills and year-round family events.



Capel Manor College, Enfield

The gardens are a colourful and scented oasis, surrounding a Georgian manor and Victorian stables. Offers a unique opportunity to see behind the scenes at Greater London's only specialist college of horticulture, floristry, garden design, equine, animal care and countryside studies.

Facilities:
♿️ ♿️ ♿️ ♿️ ♿️ ♿️ ♿️ ♿️
Open: Mar–Oct daily, 10am–6pm. Nov–Feb weekdays only, 10am–4pm
Location: Bullsmore Lane, Enfield, Middlesex, EN1. Rail: Turkey Street. Car: Junction 25, M25
Contact: 08456 122 122; www.capelmanor gardens.co.uk



Chiswick House Kitchen Garden, Hounslow

A 17th century walled garden neglected for decades until local volunteers began work in 2005. Now restored to productivity and beauty as an educational and horticultural project. Vegetables, fruit, herbs, flowers, herbal maze, orchard.

Facilities:
♿️ ♿️ ♿️ ♿️ ♿️ ♿️ ♿️ ♿️
Open: Daily. Nov–Mar 9.30am–4.30pm, Apr–Oct 10.30am–5.30pm. Closed for lunch 12.30–1.30pm
Location: Burlington Lane, London W4. Tube: Turnham Green. Rail: Chiswick. Bus: 190 and E3
Contact: info@kitchengarden.org.uk www.kitchengarden.org.uk



Community & Environment Project Office (Edmonton), Enfield

Demonstration allotment for practise of organic food production and composting in a densely populated urban setting.



Coram's Fields, Camden


A green oasis in central London for children's play. Lots of play equipment; paddling pool and pets corner with goats, sheep, ducks etc. Adults must be accompanied by a child.



Culpeper Community Garden, Islington

Beautiful, award-winning public garden with ponds, rose pergola, large grass area and an array of herbaceous perennials and shrubs. Culpeper brings people from all walks of life together. Visit anytime, or come to a social or fundraising event – a friendly welcome is assured.

Facilities:
♿️ ♿️ ♿️ ♿️ ♿️ ♿️ ♿️ ♿️
Open: Daily, 8am till dusk
Location: Junction of Cloudesley Road and Copenhagen Street, N1. Tube: Angel. Bus: 19, 38, 73
Contact: 020 7833 3951; www.culpeper.org.uk



Deen City Farm, Merton

Educational resource and community project on a five acre site in Morden Hall Park, providing a small example of a working farm and garden. We promote and educate in the care of all animals and respect for the environment through accessible and supportive activities.

Facilities:
♿️ ♿️ ♿️ ♿️ ♿️ ♿️ ♿️ ♿️
Open: Tues–Sun 10am–4.30pm. Closed Mondays (except bank holidays)
Location: Off Windsor Avenue SW9. Tram: Phipps Bridge or Morden Road. Tube: Colliers Wood or South Wimbledon
Contact: 020 7502 7588; www.deencityfarm.co.uk



Eden at St Pauls Community Garden, Lambeth

A quiet green space benefiting the whole neighbourhood. Aims to create a sustainable habitat for wildlife and to promote recycling and bio-diversity. Includes community compost facilities, a children's gardening club and volunteer days.

Facilities:
♿️ ♿️ ♿️ ♿️ ♿️ ♿️ ♿️ ♿️
Open: Daily
Location: Rectory Grove, SW4. Tube: Clapham Common. Bus: 77, 87, 88, 322, 417
Contact: 020 7498 3810; eden@stpaulssw4.org



Forest Farm Peace Garden, Redbridge

Volunteers are regenerating 2.5 acres of derelict allotments, creating a peaceful and productive therapeutic space. Programmes for refugees, asylum seekers and mental health service users. Organic communal vegetable plots, fruity forest garden, herbs, beehives, polytunnel and wildlife areas. Monthly sustainable living workshops, arts events and healthy outdoor cooking.

Facilities:
♿️ ♿️ ♿️ ♿️ ♿️ ♿️ ♿️ ♿️
Open: Weds, Fri & Sun, 10am–5pm
Location: End of Hazelbrook Gardens, Hainault, IG6. Tube: Hainault. Bus: 150, 247
Contact: 020 8252 0201; www.forestfarmpeacegarden.org



Freightliners Farm, Islington

Bringing the countryside to Islington, Freightliners is a working farm with vegetable gardens, rare breed animals and poultry. Sustainable buildings on-site include the fantastic oak and straw bale cafe. Activities include bee keeping, crafts, after school club, under 5's and school visits.



The Green Triangle Garden, Camden

A tranquil haven, this two acre site has woodland, scrub, pond, bog garden and a seating area. We host a variety of wildlife and there is an open grassy area for picnics.

Facilities:
♿️ ♿️ ♿️ ♿️ ♿️ ♿️ ♿️ ♿️
Open: By appointment only
Location: On land between Fairhazel Gardens, Goldhurst Terrace and Greencroft Gardens NW6
Contact: 020 7485 5001



Growing Communities, Hackney

Volunteers can dig, plant, harvest and sow organic fruit and vegetables. We provide education and training, volunteer 'taster' sessions and school visits. There's also an eco-building for hire, organic box scheme and seasonal events. Or simply come along and enjoy the gardens.

Facilities:
♿️ ♿️ ♿️ ♿️ ♿️ ♿️ ♿️ ♿️
Open: Contact project for details
Location: Sites at Allens Gardens N16 and Springfield Park E5
Contact: 020 7502 7588; www.growingcommunities.org



Hackney City Farm, Hackney

Meet the animals in our cobbled farmyard, then relax in the beautiful organic garden. Our award-winning cafe opens daily except Monday. Volunteer programmes and regular evening and weekend activities, including upholstery, cycle maintenance, pottery and eco-living courses.

Facilities:
♿️ ♿️ ♿️ ♿️ ♿️ ♿️ ♿️ ♿️
Open: Tues–Sun, 10am–4.30pm
Location: Goldsmith's Row, off Hackney Road, E2. Tube: Bethnal Green (15 minute walk). Bus: 26 & 48 (Liverpool Street); 55 (Old Street)
Contact: 020 7729 6381; www.hacknecityfarm.co.uk



Hammersmith Community Gardens Association, Hammersmith & Fulham

Manages Loris Road Community Garden, Godolphin Garden in Shepherds Bush and a food growing project at Ravenscourt Park Greenhouses. The gardens work with local schools and have undertaken several community arts and history projects. Check the website for events and workshops.

Facilities:
♿️ ♿️ ♿️ ♿️ ♿️ ♿️ ♿️ ♿️
Open: Open access
Location: A312 at Faggs Road, Feltham. Tube: Hatton Cross Station. Bus: 90, 490, 285 from Hounslow or Twickenham
Contact: 07890 514 050; www.hcgca.org.uk



Harleyford Road Community Garden, Lambeth

A mix of formal and wild garden areas with a picnic, picnic area and children's play space. A feature of the garden is the old Fever Hospital Clock Tower. The garden is maintained through a horticultural trainee programme.


Facilities:
♿️ ♿️ ♿️ ♿️ ♿️ ♿️ ♿️ ♿️
Open: Weekdays, 9.30am–5.30pm or dusk
Location: Hoxton Street, N1. Tube: Old Street. Bus: 149, 243
Contact: 020 7729 1480; www.hoxtontrust.com/community.htm



Heart Garden, Southwark

Provides a range of activities including growing vegetables for healthy eating and arts projects. Patients with CHD and long term illness can be referred to the project, which has an emphasis on friendly, social activities and holistic health.

Facilities:
♿️ ♿️ ♿️ ♿️ ♿️ ♿️ ♿️ ♿️
Open: Fridays. Contact group for more details
Location: Enter via Multicultural Gardens, Burgess Park, next to Albany Road SE5. Tube: Elephant and Castle. Bus: 68, 171, 176, 12, 53, 343
Contact: 020 7277 4297; www.artinthepark.co.uk



Heathrow Special Needs Farm, Hillingdon

Offers a warm and friendly atmosphere where people with varying disabilities can work with animals and horticulture on our 7-acre site. A variety of farm animals includes four horses used for Riding for the Disabled.

Facilities:
♿️ ♿️ ♿️ ♿️ ♿️ ♿️ ♿️ ♿️
Open: Mainly used by groups. Call for availability
Location: Corner of Stanwell Moor Road & Bath Road, Tube: Hatton Cross then H30 bus to Waterside (short walk down road). Bus: 81
Contact: 01753 680 330



Hounslow Urban Farm, Hounslow

One of the largest community farms in London. We provide a safe environment for visitors to meet, touch and feed a wide variety of unusual animals. Activities including pig racing, and animal handling sessions are available every weekend and daily during school holidays.

Facilities:
♿️ ♿️ ♿️ ♿️ ♿️ ♿️ ♿️ ♿️
Open: See website for details
Location: A312 at Faggs Road, Feltham. Tube: Hatton Cross Station. Bus: 90, 490, 285 from Hounslow or Twickenham
Contact: 020 8831 9658; www.hounslowinfo/parks/urbanfarm



Hoxton Trust Community Garden, Hackney

Surrounded by housing estates, the garden is popular with the whole community for its mature shrubs, shady trees and dog free status. A feature of the garden is the old Fever Hospital Clock Tower. The garden is maintained through a horticultural trainee programme.

Facilities:
♿️ ♿️ ♿️ ♿️ ♿️ ♿️ ♿️ ♿️
Open: Weekdays, 9.30am–5.30pm or dusk
Location: Hoxton Street, N1. Tube: Old Street. Bus: 149, 243
Contact: 020 7729 1480; www.hoxtontrust.com/community.htm



Kentish Town City Farm, Camden

The first ever city farm, this four-acre project provides animals, gardening space and a focus for education and community work for thousands of users. Emphasis on working with young people and those with special needs. School/group visits by appointment. Pony rides, party hire and under-5s drop-in.

Facilities:
♿️ ♿️ ♿️ ♿️ ♿️ ♿️ ♿️ ♿️
Open: Daily, 9am–5pm
Location: Cressfield Close, off Grafton Road, NW5. Tube: Kentish Town or Chalk Farm. Rail: Gospel Oak or Kentish Town West. Bus: 134, 214, C1, C2, Kentish Town 24, 46 to Queens Crescent
Contact: 020 7916 5421; www.ktcityfarm.org.uk



King Henry's Walk Garden, Islington

An organic community garden with growing plots, beautiful planting, a wildlife pond and woodland nature reserve. Run by volunteers, this is a vibrant green space, providing a focus for the local community and a breath of fresh air in this corner of London.

Facilities:
♿️ ♿️ ♿️ ♿️ ♿️ ♿️ ♿️ ♿️
Open: Sat 12–4pm, Weds 10am–3pm
Location: 11C King Henry's Walk, N1 (behind playground). Tube: Highbury & Islington, then 30 or 277 bus. Rail: Canonbury, Dalston Kingsland. Bus: 30, 38, 56, 277
Contact: 020 7923 9035; www.khwgarden.org.uk



Lambourne End Outdoor Centre, Essex

A 54-acre classroom located in beautiful Essex countryside, yet within the M25. Using the farm, environmental areas, adventure activities and residential accommodation, it offers personal development and educational programmes to community groups and schools. Many volunteering and training opportunities, including accredited vocational learning and care farming initiatives.

Facilities:
♿️ ♿️ ♿️ ♿️ ♿️ ♿️ ♿️ ♿️
Open: Daily for organised groups
Location: Manor Road, 1/4 mile past the Miller & Carter on right, by Hainault Forest. Tube: Grange Hill 2 miles, Hainault 4 miles
Contact: 020 8500 3047; www.lambourne-end.org.uk



Maiden Lane Community Centre Garden Project, Camden

Composed of three small gardens, a mini orchard, an under-5's area and a communal garden. The garden is being brought back to life by local volunteers, who are changing a derelict space into a pleasant space for fun and activities. A new initiative is the Green Gym part of the Garden Wildlife Community Link.

Facilities:
♿️ ♿️ ♿️ ♿️ ♿️ ♿️ ♿️ ♿️
Open: By appointment
Location: The garden is located around the Community Centre at 156 Maiden Lane, NW1. Tube: Camden Town or Kings Cross. Rail: Camden Road (overground tube). Bus: 274, 10, 253, 29
Contact: 020 7267 9586



Meanwhile Gardens & Mind Wildlife Garden, Kensington and Chelsea

Reclaimed from wasteland in 1977 by sculptor Jamie McCullough and a group of local people, the land has been transformed by volunteers into lush gardens. Free facilities include a skatepark and a drop-in centre for children under 6. Includes a pond, festival lawn, therapeutic wildlife garden, Moroccan garden and sculptural drinking fountain.

Facilities:
♿️ ♿️ ♿️ ♿️ ♿️ ♿️ ♿️ ♿️
Open: Gardens open access.
Location: 154 & 156–158 Kensal Road, W10. Tube: Westbourne Park. Bus: 23, 52, 18
Contact: 020 8960 4600 (Meanwhile), 020 8960 6336 (Mind); www.meanwhilegardens.com



Mill Lane Gardening Project, Camden

A horticultural training project for adults with learning disabilities. We are open as a garden centre, selling potted bedding plants, shrubs and climbers. We specialise in container gardening and plants for smaller spaces. Christmas trees sold during December.

Facilities:
♿️ ♿️ ♿️ ♿️ ♿️ ♿️ ♿️ ♿️
Open: Mon–Fri, 9.30am–4.30pm, plus seasonal weekends
Location: On West End Lane, NW6. First left after fire station. Tube: West Hampstead. Rail: North London Line
Contact: 020 7431 1160; milllane@camdensociety.co.uk



Mudchute Park and Farm, Tower Hamlets

Europe's largest city farm with 32 acres of park and wetlands, our award-winning restaurant the Mudchute Kitchen, the BHS-registered Equestrian Centre and more than 200 animals and birds. We welcome visitors of all ages, plus educational, corporate and community groups. Our community barn is available to hire with catering.

Facilities:
♿️ ♿️ ♿️ ♿️ ♿️ ♿️ ♿️ ♿️
Open: Tues–Sun, 9am–5pm
Location: Limited parking available on Pier Street off Manchester Road, London E14. Rail: Mudchute (DLR), 10 minute walk from Mauthouse Terrace Pier (Thames Clippers). Bus: D3, D6, D7, D8
Contact: 020 7515 5901; www.mudchute.org



Newham City Farm, Newham

Our main attraction is a shire horse who gives cart rides at events. We focus on rare breeds including Golden Guernsey goats, Berkshire pigs, Portland sheep and a Red Poll cow. Exotic animals include alpacas and a kookaburra.

Facilities:
♿️ ♿️ ♿️ ♿️ ♿️ ♿️ ♿️ ♿️
Open: Daily, summer 10am–5pm, winter 10am–4pm
Location: Stansfeld Road off Tollgate Road, E6. Tube: Plaistow then 262 bus. DLR: Royal Albert. Bus: 262, 276, 300
Contact: 020 7474 4960; www.newham.gov.uk/services/cityfarm



Oasis Children's Nature Garden, Lambeth

Provides environmental education and natural play to local schools and children. Play projects open to children of 5+ years. Activities include making dens, weaving, arts & crafts, gardening and planting seeds. The garden includes organic veg patches, a sensory trail, woodlands, ponds, cottage garden, soft fruits and a wildflower meadow.

Facilities:
♿️ ♿️ ♿️ ♿️ ♿️ ♿️ ♿️ ♿️
Open: For schools Weds–Fri, 9am–3.30pm. Open access Tues–Fri, 3.30–5.30pm; Sat 10am–3.30pm
Location: Corner of Larkhall Lane and Studley Road, SW4. Tube: Stockwell. Bus: 77 or 87 to Wandsworth Road, 322, 355, 155, 88 to Stockwell
Contact: 020 7498 2329; www.oasisplay.org.uk



Phoenix Garden, Camden

Award-winning community garden providing a retreat for both people and wildlife. Focused on encouraging wildlife, including frogs, kestrels and sparrows. Recycled materials used as habitats. Attractive, unusual planting for year round interest. Midsummer, Halloween and Christmas parties, plus special events for members. Planting Days and regular volunteer workdays.

Facilities:
♿️ ♿️ ♿️ ♿️ ♿️ ♿️ ♿️ ♿️
Open: Daily, dawn to dusk
Location: Corner of St Giles Passage and New Compton Street, WC2. Tube: Tottenham Court Road or Covent Garden. Bus: 8, 10, 14, 19, 24, 25, 29, 38, 55, 73, 98, 134, 176
Contact: 020 7379 3187; www.phoenixgarden.org



Phoenix High School Farm, Hammersmith and Fulham

A unique educational space in the heart of White City, providing activities for local schools, families and community groups. Focuses on learning, emotional development, community integration and regeneration. Holiday playschemes, weekend workshops, school sessions, animal corner. Volunteering arrangements via www.hcga.org.uk

Facilities:
♿️ ♿️ ♿️ ♿️ ♿️ ♿️ ♿️ ♿️
Open: By arrangement only
Location: Next to the Phoenix Fitness Centre off Bloemfontein Road W12
Contact: 020 8749 1141



Poets Corner Garden, Ealing

Situated on a quiet corner, the garden is planted and tended by volunteers to give colour, enjoyment and tranquility to all. Our bright backdrops and contemporary poems are created by community children and local art groups. We welcome all visitors.

Facilities:
♿️ ♿️ ♿️ ♿️ ♿️ ♿️ ♿️ ♿️
Open: Open access
Location: Corner of Chaucer Road & Myrtle Lane, W3, a short walk from Acton Central Station
Contact: 020 7485 5001



Roe Green Walled Garden, Brent

Wildlife garden, tree nursery, organic veg, recycling projects, woodwork including bird and hedgehog boxes. Barn Hill Conservation Group welcomes visitors and volunteers. Tea available for volunteers and at events.

Facilities:
♿️ ♿️ ♿️ ♿️ ♿️ ♿️ ♿️ ♿️
Open: Tues, Thurs and Sat, 10am–2.30pm and for events
Location: Roe Green Park, NW9. Tube: Kingsbury. Bus: 183, 204
Contact: 020 8206 0492; www.bhcg.ik.com



Roots and Shoots Wildlife Garden, Lambeth

The garden has a summer meadow, two ponds, decorative beds, children's shelter, dragon's den and paradise corner. Study centre facilities include video-microscopy, exhibitions and training. The eco-learning centre is for vocational training, meetings, conferences, family and environmental education events. Guided tours and room hire available.

Facilities:
♿️ ♿️ ♿️ ♿️ ♿️ ♿️ ♿️ ♿️
Open: Mon–Fri, 10am–5pm all year, some closures in August (call first)
Location: Walnut Tree Walk, SE11. Tube: Lambeth North or Elephant and Castle. Rail: Waterloo/Waterloo East. Bus: 3, 59, 159
Contact: 020 7582 2652; www.rootsandshoots.org.uk



St Mary's Secret Garden, Hackney

A community resource for well-being and learning that welcomes all. Peaceful 0.7-acre oasis contains a herb & sensory space, food plots, herbaceous borders and woodland. Organic produce for sale. Activities: therapeutic & social horticultural courses for learning disabled adults, training & support for local residents, work programmes and volunteering.

Facilities:
♿️ ♿️ ♿️ ♿️