

Transition Initiatives Primer

- becoming a Transition Town, City, District,
Village, Community or even Island

by Ben Brangwyn and Rob Hopkins

Version: 26

Status: FINAL


NOTE: this document is updated regularly. Your version may be out of date. Go to "<http://transitiontowns.org/TransitionNetwork/TransitionNetwork#primer>" for the latest version.

Table of contents

Introduction	3
Why Transition initiatives are necessary	3
More about Peak Oil	4
Taking action: the big picture - initiatives at global, national and local levels	7
The Transition Model – what exactly is it?	8
Kinsale 2021 – an Energy Descent Action Plan.....	9
Transition Town Totnes	10
Other Transition initiatives.....	11
Setting up your Transition Initiative – criteria	13
Setting up your Transition Initiative – different types.....	15
Setting up your Transition Initiative – formal structures and constitutions.....	17
Setting up your Transition Initiative – 7 “buts”	22
The 12 steps of Transition.....	24
The wider context of Transition	31
Questions of leadership and structure	34
The role of local government.....	36
Getting businesses involved	38
Movies for raising awareness.....	39
Transition Network	49
Conclusion	49
Further Reading	50
Contact Details.....	51

Significant updates history

Version	Date	Updates
2-11	to 4-May-07	<ul style="list-style-type: none"> • Archived
12	11-May-07	<ul style="list-style-type: none"> • Added "Movies for raising awareness" section
15	24-May-07	<ul style="list-style-type: none"> • Added "Money as Debt" to movie section
16	19-Jun-07	<ul style="list-style-type: none"> • Expanded the criteria following discussion with funders and trustees
17	26-Jun-07	<ul style="list-style-type: none"> • Expanded the list of movies to include those that reconnect us to nature • Added Local Government section
18	27-Jun-07	<ul style="list-style-type: none"> • Removed post petroleum disorder section
19	30-Jun-07	<ul style="list-style-type: none"> • Added business section • Updated list of existing Transition Initiatives
20	4-Jul-07	<ul style="list-style-type: none"> • Added introduction to "Taking Action" section
21	14-Aug-07	<ul style="list-style-type: none"> • Added section on Transition Model (p 9) • Added inclusivity in the checklist (p 13) • Added "scale" to the checklist (p 13) • Added link to 12 Steps videos on YouTube (p 21) • Added section "Wider context of Transition" (p 21) • Added "Crude Awakening" and "The Great Warming" to movies (p 30) • Version 21a – added explanation to the criteria
22	20-Sep-07	<ul style="list-style-type: none"> • Added Andrew McNamara quote (p 6) • Updated criteria (p 13) • Added "Setting up your Transition Initiative"– different types (p 14) • Added " Questions of leadership and structure" (p 25) • 22a – amended criteria re doing training in Totnes/UK
23 23a 23b	5-Nov-07	<ul style="list-style-type: none"> • Added section on different types of organisations and constitutions (p 16) • Minor changes to Transition Model • Updated the section "Create your Energy Descent Action Plan" (p 26) • 23a – added "resilience indicators" and explanation (p 26) • 23b – updated licensing arrangements for Inconvenient Truth (p 41)
24	29-Nov-07	<ul style="list-style-type: none"> • Added criteria for "regional hubs" in section on different type of initiatives, (p 14)
25	10-Jan-08	<ul style="list-style-type: none"> • Added points to section on organisations and constitutions (p16) • Added movies: "What A Way To Go" and "Message in the Waves" - the movie that inspired Modbury to go plastic bag free • Updated (simplified) the EDAP section, adding flow chart for explanation (p 28)
26	23-Apr-08	<ul style="list-style-type: none"> • Updated Escape from Suburbia in movies section (p 44) • Updated section on Local Transition Hubs (p 15) • Added UN Declaration of Human Rights to criteria and notes re constitutions (p 13) • added Garbage Warrior to movies (p 44) • updated Criteria and Hubs (p 15)



Upsala Glacier, Argentina, once the biggest in South America – 1928 and 2004

Introduction

In response to the twin pressures of Peak Oil and Climate Change, some pioneering communities in the UK, Ireland and beyond are taking an integrated and inclusive approach to reduce their carbon footprint and increase their ability to withstand the fundamental shift that will accompany Peak Oil.

This document provides an overview of these initiatives for transitioning to a lower energy future and to greater levels of community resilience.

This document comes to you from the Transition Network, a charity recently formed to build upon the groundbreaking work done by Kinsale, Totnes and the other early adopters of the Transition model.

Our mission is to inspire, inform, support, network and train communities as they consider, adopt and implement a Transition Initiative. We're building a range of materials, training courses, events, tools & techniques, resources and a general support capability to help these communities.

It's early days, so we have a long way to go. But we understand how massive the task is, and we're giving it everything we've got. Recent funding from Tudor Trust has given us a firm foundation for our work.

Why Transition initiatives are necessary

The two toughest challenges facing humankind at the start of this 21st century are Climate Change and Peak Oil. The former is well documented and very visible in the media. Peak Oil, however, remains under the radar for most people. Yet Peak Oil, heralding the era of ever-declining fossil fuel availability, may well challenge the economic and social stability that is essential if we are to mitigate the threats posed by Climate Change.

The transition initiatives currently in progress in the UK



and beyond represent the most promising way of engaging people and communities to take the far-reaching actions that are required to mitigate the effects of Peak Oil and Climate Change.

Furthermore, these relocalisation efforts are designed to result in a life that is more fulfilling, more socially connected and more equitable.

More about Peak Oil

You may not have encountered the principles of Peak Oil in the media. Don't let that lull you into a false sense of security. There was a time when Climate Change suffered the same lack of exposure.

Peak Oil is not about "running out of oil" – we'll never run out of oil. There will always be oil left in the ground because either it's too hard to reach or it takes too much energy to extract. Ponder on a fact that the economists conveniently gloss over – regardless of how much money you can make selling oil, once it takes an oil barrel's worth of energy to extract a barrel of oil, the exploration, the drilling and the pumping will grind to a halt.

Peak Oil is about the end of cheap and plentiful oil, the recognition that the ever increasing volumes of oil being pumped into our economies will peak and then inexorably decline. It's about understanding how our industrial way of life is absolutely dependent on this ever-increasing supply of cheap oil.

From the start of the 1900s, plentiful oil allowed a coal-based industrialised society to massively accelerate its "development". From that time, each year there has been more oil (apart from the two oil shocks in the 1970s when Middle East crises caused worldwide recessions). And each year, society increased its complexity, its mechanisation, its globalised connectedness and its energy consumption levels.

The problems start when we've extracted around half of the recoverable oil. At this point, the oil gets more expensive (in cash and energy terms) to extract, is slower flowing and of a lower quality. At this point, for the first time in history, we aren't able to increase the amount of oil that's coming out of the ground, being refined and reaching the market.

At this point, oil supply plateaus and then declines, with massive ramifications for industrialised societies. Very few people are paying attention to this phenomenon, and it's easy to understand why.

The misleading petrol tank analogy

Most of us have experienced running out of petrol at some time while driving, and this can subtly misinform our expectations around oil depletion.



The pattern is simple. Your car runs smoothly as you use up the petrol, right until the last fraction of a litre – when it's about 97% empty. That's the only time you start to feel the impact of your "petrol depletion". The car starts juddering and spluttering, letting you know that you'd better act fast otherwise it'll come to a sudden standstill.

This pattern means we can ignore the petrol gauge until very late in the depletion cycle.

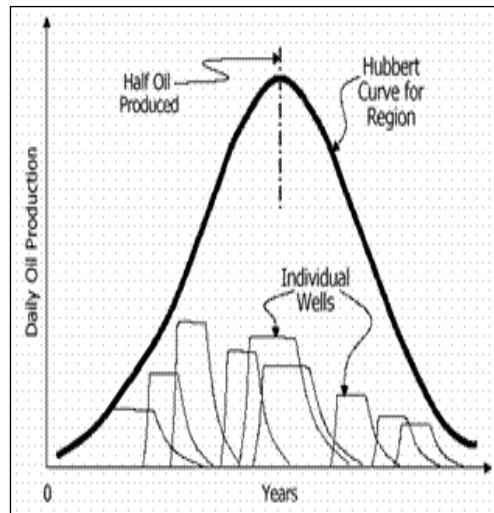
However, the way oil depletion affects industrial society couldn't be more different. The key point isn't when you're close to running out of oil. It's when the "tank" is half full (or half empty). Here's why...

Back to Peak Oil

Peak Oil recognises that we are not close to running out of oil. However, we are close to running out of easy-to-get, cheap oil. Very close. That means we're about to go into energy decline – that extended period when, year on year, we have decreasing amounts of oil to fuel our industrialised way of life.

The key concepts and implications of this are as follows:

- of all the fossil fuels, oil is uniquely energy dense and easy to transport.
- ever-increasing amounts of oil have fuelled the growth of industrial economies.
- all the key elements of industrial societies - transportation, manufacturing, food production, home heating, construction - are totally reliant on oil.
- understanding the depletion pattern of oil fields is crucial. There is a consistent pattern to the rate of extraction of oil - and this applies to individual fields, to an oil region, to a country and indeed to the entire planet - namely, the first half of the oil is easy to extract and high quality. However, once about half the recoverable oil has been pumped out, further extraction starts getting more expensive, slower, more energy intensive and the oil is of a lower quality.
- this pattern means that the flow of oil to the market, which has been steadily increasing over the past 150 years, will peak. After that, every successive year will see an ever-diminishing flow of oil, as well as an increasing risk of interruptions to supply.
- a growing body of independent oil experts and oil geologists have calculated that the peak will occur between 2006 and 2012 (a few years of hindsight is required in order to confirm the peaking point).
- technological advances in oil extraction and prospecting will have only a minor effect on depletion rates. As an example, when the US (lower 48) hit their oil production peak in 1972, the rate of depletion over the next decades was high, despite a significant wave of technological innovations.



It's difficult to overstate what this means to our lives in the developed countries.

To understand the degree to which this will affect the industrial world, here is the opening paragraph of executive summary of a report prepared for the US government in 2005 by an agency of experts in risk management and oil analysis:

"The peaking of world oil production presents the U.S. and the world with an unprecedented risk management problem. As peaking is approached, liquid fuel prices and price volatility will increase dramatically, and, without timely mitigation, the economic, social, and political costs will be unprecedented. Viable mitigation

options exist on both the supply and demand sides, but to have substantial impact, they must be initiated more than a decade in advance of peaking."

Peaking of World Oil Production: Impacts, Mitigation & Risk Management. Robert L. Hirsch, SAIC

This report only came to light after being buried by the US administration for close to a year. A perusal of the far-reaching implications of the report give a clear indication why the government was so keen to keep it out of the public domain.



Despite the denial by governments, their agencies and oil companies that there is a problem, both Chevron and Total have both admitted that we're at the end of the era of cheap oil.

Jeremy Gilbert, former Chief Petroleum Engineer at BP, in May 2007 said the following:

"I expect to see a peak sometime before 2015... and decline rates at 4-8% per year" (May-2007)

Several US senators, principally Republican Roscoe Bartlett, are raising the issue in the upper house.

In New Zealand, Jeanette Fitzsimmons, co-leader of the Green Party, is raising awareness about the threats of Peak Oil. In 2006, Helen Clark, the Prime Minister of New Zealand said this:

"...oil price is very high because probably we're not too far short from peak production if we're not already there."

In Australia, the MP Andrew McNamara heading up the Queensland Oil Vulnerability Task force. He is now Queensland's newly appointed Minister for Sustainability, Climate Change Ahead of the impending public release of his government-commissioned report on "Queensland's Vulnerability to Oil Prices", he talks about the importance of relocalisation in the face of oil depletion:

"There's no question whatsoever that community driven local solutions will be essential. That's where government will certainly have a role to play in assisting and encouraging local networks, who can assist with local supplies of food and fuel and water and jobs and the things we need from shops. It was one of my contentions in the first speech I made on this issue in February of 2005... that we will see a relocalisation of the way in which we live that will remind us of not last century, but the one before that. And that's not a bad thing. Undoubtedly one of the cheaper responses that will be very effective is promoting local consumption, local production, local distribution. And there are positive spin offs to that in terms of getting to know our communities better. There are human and community benefits from local networks that I look forward to seeing grow."

The Honourable Andrew McNamara, Queensland Minister for Sustainability, Climate Change and Innovation

But apart from a few notable exceptions, national leaders are not stepping up to address these problems in any meaningful way. Yet.

So if the political leaders aren't going to fix the problem, what is?

Technology is often touted as the panacea for Peak Oil and Climate Change problems. However, a careful review of the reality of these technological solutions indicates their immaturity, their often disastrous environmental consequences and their lack of connection to the real world.

We could dither about, waiting for technology or governments to solve the problem for us. However, general consensus now appears to be that this is a rather high risk option.

It's up to us in our local communities to step up into a leadership position on this.

We have to get busy NOW to mitigate the effects of Peak Oil. The good news is that many of the solutions and mitigations for Climate Change will also address the threats from Peak Oil - and vice versa.

Taking action: the big picture - initiatives at global, national and local levels

Transition Initiatives exemplify the principle of thinking globally, acting locally. However, it's easy to wonder just how much difference you might make in your own community when the problems are so gigantic.

Well, first of all, even before you count the difference you're making in your community, remember that whenever you do this kind of work, you're inspiring other people. And then they take up the challenge and inspire others, And so it goes on. This way, your small contribution can multiply many many times over and be truly significant.

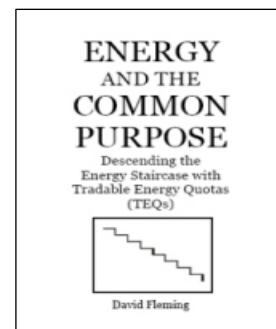
It's also good to know that there are schemes in place that are addressing the challenges of Peak Oil and Climate Change at the global and national levels. Transition Initiatives complement these schemes by making sure that the changes they demand in the way we live our day-to-day lives can actually be put into practice at ground level.

Here are the principle ones:

Global

- the Oil Depletion Protocol provides a way for nations to cooperatively manage their descent to lower oil use levels. This protocol provides a model for both oil producing and oil consuming countries to systematically reduce global oil consumption. For further information, go to www.oildepletionprotocol.org.
- Contraction & Convergence offers a mechanism for reducing global carbon emissions and establishing much greater levels of equity in peoples' and nations' right to emit carbon. An excellent resource for this scheme is <http://www.climatejustice.org.uk/about/>

National: energy rationing systems appear to hold the greatest promise for reducing our fossil fuel consumption at the national level. The government is already tentatively talking about this highly practical solution. See www.teqs.net for the full story.



Local: this is where local Transition Initiatives play a significant role. In essence, this is a process of relocalising all essential elements that a community needs to sustain itself and thrive. It builds local resilience in the face of the potentially damaging effects of Peak Oil while dramatically reducing the community's carbon footprint. In this way, it addresses both Peak Oil and Climate Change.

Several cities in the US and well over 100 communities around the world are setting off on their own relocalisation journeys. For example, at the city level, Portland in Oregon (population 550,000) has just published their Peak Oil initial report for public consultation. Their opening paragraph explains their concerns:

"In the past few years, powerful evidence has emerged that casts doubt on that assumption [that oil and natural gas will remain plentiful and affordable] and suggests that global production of both oil and natural gas is likely to reach its historic peak soon. This phenomenon is referred to as "Peak Oil." Given both the continuous rise in global demand for these products and the fundamental role they play in all levels of social, economic and geopolitical activities, the consequences of such an event are enormous."

Portland has actually incorporated the Oil Depletion Protocol in its targets - it aims to reduce its oil and gas consumption by 2.6% per year, reaching a 25% reduction by 2020.

Here in the UK, a growing number of communities are looking towards the energy descent planning work that began in Kinsale in Ireland and is continuing in Totnes in Devon.

There are many excellent examples of energy reduction programmes in place in the UK under the "sustainability" banner. However, it's only when sustainability principles are combined with an understanding of Climate Change and Peak Oil that a fully integrated approach to the solutions can follow.

The Transition Model – what exactly is it?

The Transition Model is a loose set of realworld principles and practices that have been built up over time through experimentation and observation of communities as they drive forward to build local resilience and reduce carbon emissions.

There's more detail on each of these points elsewhere in the Primer, but for the moment, it might help to have the various elements outlined here.



Underlying awareness

Underpinning the Transition Model is a recognition of the following:

- Climate Change and Peak Oil require urgent action
- life with less energy is inevitable and it is better to plan for it than be taken by surprise
- industrial society has lost the resilience to be able to cope with energy shocks
- we have to act together and we have to act now
- regarding the world economy and the consumptive patterns within it, as long as the laws of physics apply, infinite growth within a finite system (such as planet earth) simply isn't possible.
- we demonstrated phenomenal levels of ingenuity and intelligence as we raced up the energy curve over the last 150 years, and there's no reason why we can't use those qualities, and more, as we negotiate our way down from the peak of the energy mountain
- if we plan and act early enough, and use our creativity and cooperation to unleash the genius within our local communities, then we can build a future that could be far more

fulfilling and enriching, more connected and more gentle on the earth than the lifestyles we have today.

The 7 "Buts"

When faced with the prospect of difficult change and challenging actions, humans will construct their own emotional and psychological barriers that stop them taking those actions. The "7 Buts" name and dismantle what we've seen to be the most typical barriers to change.

The 12 Steps to Transition


These are the areas that we've observed as being critical so far in Transition Initiatives. Communities are adopting these steps, adapting and reordering as they see fit.

It's not a prescriptive "must-do" list, it's what we've seen working through close scrutiny and being in Transition Initiatives ourselves. In time it will certainly change as we learn more about how communities can most effectively tackle the challenges of climate change and peak oil.

Transition Network

The Transition Network's role is to accelerate change through inspiring, encouraging, supporting, networking and training communities as they consider and then implement their version of the model.

Kinsale 2021 – an Energy Descent Action Plan



The first draft of the Kinsale Energy Descent Action Plan (EDAP) was completed in 2005. It sets out how Kinsale, an Irish town in West Cork of about 7,000 people, could make the transition from a high energy consumption town to a low energy one in response to the challenge of the impending peaking of world oil production.

This report, prepared by permaculture students from Kinsale Further Education College under the tutelage of Rob Hopkins, looks at how Kinsale could navigate this uncertain time by setting out a clear vision of a lower energy future, and then identifying a clear timetable for achieving it.

These efforts were one of the first attempts at this kind of project anywhere in the world. The report looks at most aspects of life in Kinsale, including food, energy, tourism, education and health. The report was also structured in such a way to enable other communities and towns to adopt a similar process and transition themselves towards a lower energy future.

The EDAP was awarded the Cork Environmental Forum's prestigious 2005 Roll of Honour Award and, even more importantly, was formally adopted in a unanimous vote by Kinsale's town council at the end of 2005.

It's worth remembering that this was a student project, working with a completely new approach. There's much work to be done to turn it into a lasting project with deep roots within the community, but it's a great start.

The lessons learned at Kinsale have resulted in the 12 steps, featuring later in this document.

The document can be downloaded here:

<http://transitionculture.org/wp-content/uploads/members/KinsaleEnergyDescentActionPlan.pdf>.

Transition Town Totnes


Transition Town Totnes was initiated by Rob Hopkins to address the twin challenge of Peak Oil and Climate Change. The initiative builds on Rob's seminal work in Ireland to develop an Energy Descent Action plan for the town of Kinsale.

Transition Town Totnes (TTT) is the UK's first "Transition Town" and draws on the collective genius of the local community to build resilience through a process of relocalising, where feasible, all aspects of life.

The thinking behind TTT is simply that a town using much less energy and resources than currently consumed could, if properly planned for and designed, be more resilient, more abundant and more pleasurable than the present.

Given the likely disruptions ahead resulting from Peak Oil and Climate Change, a resilient community - a community that is self-reliant for the greatest possible number of its needs - will be infinitely better prepared than existing communities with their total dependence on heavily globalised systems for food, energy, transportation, health and housing.

Through 2007, the project will continue to develop an Energy Descent Action Plan for Totnes, designing a positive timetabled way down from the oil peak. TTT strives to be inclusive, imaginative, practical and fun.



The TTT project started in late 2005 with an intensive programme of awareness raising on the issues of Peak Oil and Climate Change. When the population had been sufficiently primed, the project was kicked off with a "Official Unleashing of Transition Town Totnes" in September 2006, attended by 350 in the Town Hall. Since then, in an ever-expanding range of presentations, training courses, meetings, seminars, interviews, documents, blogs and downright hard work, the initiative has captured the imagination of the town and is progressing well.

Here's a rundown of the events, screenings, workshops etc so far (as at Jun-07):

- film screenings: 8 (with audiences up to 150)
- keynote presentations: 7 (with audiences up to 350) including such experts as:
 - Richard Heinberg (www.richardheinberg.com)
 - Aubrey Meyer (Contraction & Convergence - http://en.wikipedia.org/wiki/Contraction_and_Convergence)
 - David Fleming (www.teqs.net)
 - Mayer Hillman (Climate Change author and activist)
 - "Food and Farming in Transition", a sell-out evening at Dartington Hall, featuring Chris Skrebowski, Jeremy Leggett, Patrick Holden and Vandana Shiva

- events: 7 (with audiences up to 400), including:
 - the "Great Unleashing of Transition Town Totnes"
 - open space meetings for Food, Energy, Heart & Soul and Housing
 - "Seedy Sunday" seed sharing event
 - Local council "open space" meeting at Schumacher college
 - "Estates in Transition", a day long seminar for local landowners to evaluate their opportunities in a more localised scenario
- training courses: 10-week "Skilling Up for Powerdown" evening classes
- workshops: Oil Vulnerability Auditing (with 3 local businesses signed up to receive this service)
- resources: Local food directory
- Solar Hot Water challenge: getting 50 people to sign up for the programme
- pilot projects: Local currency (Totnes pounds, accepted by 20 local businesses) , now being launched as a larger scheme following the successful pilot, with a printing of 10,000 notes and with over 65 businesses taking part
- Oral history archives: gathering data from people who lived when everyone had a lower energy lifestyle
- Nut Tree Capital of Britain: first plantings have started
- Transition Stories: working with local schoolkids to get them thinking about a lower energy lifestyle
- Garden Swap: connecting people who are too old to work their gardens to people who don't have a garden but want to work in one



The programme of activities and events continues at a similar pace into Summer 2007.

In addition to the above activities, ten working groups are meeting regularly to investigate lower energy and more resilient solutions for these areas: Energy, Healthcare, Food, The Arts, Heart and Soul - the psychology of change, Local Government, Economics and Livelihoods. Further groups are in the process of starting up to round out this holistic approach to building the community resilience plan for Totnes.

The up-to-date situation can be viewed at either www.transitionculture.org (Rob Hopkins' personal blog) or www.transitiontowns.org/Totnes.

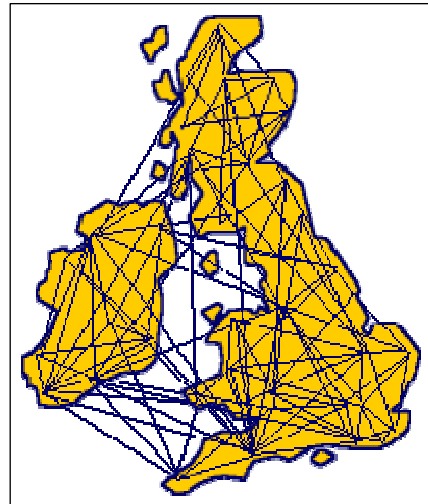
Other Transition initiatives

Here's a list of all the communities in the UK have officially adopted the Transition Model to increase their local resilience and reduce their carbon footprint (list current as at Nov-07).

This list is in the order of adoption.

- Totnes, UK - population: 8,500
- Kinsale, Ireland - population: 2,300
- Penwith, (West Cornwall district) - population: 64,000
- Ivybridge, UK - population 12,000

- Falmouth, UK - population: 20,000
- Moretonhampstead, UK - population: 1,500
- Lewes, UK - population: 16,000
- Stroud, UK - population: 12,000
- Ashburton, UK - population: 3,500
- Ottery St. Mary, UK - population: 7,500
- Bristol, UK - population: 400,000
- Brixton, UK - population: 65,000
- Forest Row, UK - population: 5,500
- Mayfield, UK - population: 2,500
- Glastonbury, UK - population: 9,000
- Lostwithiel, UK - population: 2,700
- Forest of Dean, UK - population: 80,000
- Nottingham, UK - population: 280,000
- Wrington, UK - population: 2,000
- Brighton&Hove, UK – population: 250,000
- Portobello, Edinburgh, UK – population: 10,000
- Market Harborough, UK – population: 20,000
- Sunshine Coast, Australia – population: 260,000
- West Kirby, UK – population: 13,000
- Llandeilo, Wales
- Bro Ddyfi, Wales
- Whitstable, England
- Marsden & Slaithwaite, England
- Frome, England
- Brampton, England
- Isle of Wight, England
- Waiheke Island, New Zealand
- Orewa, New Zealand
- Dunbar, Scotland
- Rhayader, Wales
- Seaton, England
- Bath, England
- Exeter, England
- Isle of Man
- Canterbury, England
- Kapiti District, New Zealand
- Carbon Neutral Biggar, a Transition Town, Scotland
- Presteigne, Wales
- Wolverton, England
- Leicester, England



- Hollywood, Northern Ireland
- Westcliff-on-Sea, England
- Isles of Scilly, England
- Liverpool South, England
- Norwich, England

There are many other communities in contact with us regarding setting up their own Transition initiative. They appear on the following web page:

<http://transitiontowns.org/TransitionNetwork/Mulling>

We're expecting many of them, and more, to appear on this list of officially designated transition initiatives over the coming years.

As we build a critical mass of communities embarking on these energy descent planning processes, we'll be able to build a thriving cooperative network where people are sharing best practice, helping each other and creating a way of life that is far better than the atomised, disconnected unsustainable and inequitable society that we've grown into, largely on the back of super-abundant cheap oil.

Setting up your Transition Initiative – criteria

We've established a draft set of criteria that tells us how ready a community is to embark on this journey to a lower energy future. If you're thinking of adopting the Transition model for your community, take a look at this list and make an honest appraisal of where you are on these points. If there are any gaps, it should give you something to focus on while you build the initial energy and contacts around this initiative.

We've introduced this slightly more formal approach to registering Transition Towns/villages for several key reasons:

- Our trustees and funders want to make sure that while we actively nurture embryonic projects, we only promote to "official" status those communities we feel are ready to move into the awareness raising stage. This status confers additional levels of support such as speakers, trainings, wiki and forums that we're currently rolling out
- In order to establish coordinated programmes (such as combined funding bids to the National Lottery) we need a formally established category of Transition Initiatives that we're fully confident can support and deliver against such programmes.
- We've seen at least one community stall because they didn't have the right mindset or a suitable group of people, and didn't really understand what they were letting themselves in for.
- The distinct roles of "Local Transition Initiative", "Local Transition Hub" and "Temporary Initiating Hub" are very different and need to be discussed at the outset (see below).



Criteria

These criteria are developing all the time, and certainly aren't written in stone.

1. an understanding of Peak Oil and Climate Change as twin drivers (to be written into your group's constitution or governing documents)
2. a group of 4-5 people willing to step into leadership roles (not just the boundless enthusiasm of a single person)
3. at least two people from the core team willing to attend an initial two day training course. Initially these will be in Totnes and over time we'll roll them out to other areas as well, including internationally. Transition Training is just UK based right now, but that's going to have to change – we're working on it.
4. a potentially strong connection to the local council
5. an initial understanding of the 12 steps (see below)
6. a commitment to ask for help when needed
7. a commitment to regularly update your Transition Initiative web presence - either the wiki (collaborative workspace on the web that we'll make available to you), or your own website
8. a commitment to write up something on the Transition Towns blog once every couple of months (the world will be watching...)
9. a commitment, once you're into the Transition, for your group to give at least two presentations to other communities (in the vicinity) that are considering embarking on this journey – a sort of “here’s what we did” or “here's how it was for us” talk
10. a commitment to network with other communities in Transition
11. minimal conflicts of interests in the core team
12. a commitment to work with the Transition Network re grant applications for funding from national grant giving bodies. Your own local trusts are yours to deal with as appropriate.
13. a commitment to strive for inclusivity across your entire initiative. We're aware that we need to strengthen this point in response to concerns about extreme political groups becoming involved in transition initiatives. One way of doing this is for your core group to explicitly state their support the UN Declaration of Human Rights (General Assembly resolution 217 A (III) of 10 December 1948). You could add this to your constitution (when finalised) so that extreme political groups that have discrimination as a key value cannot participate in the decision-making bodies within your transition initiative. There may be more elegant ways of handling this requirement, and there's a group within the network looking at how that might be done.
14. a recognition that although your entire county or district may need to go through transition, the first place for you to start is in your local community. It may be that eventually the number of transitioning communities in your area warrant some central group to help provide local support, but this will emerge over time, rather than be imposed. This point is in response to the several instances of people rushing off to transition their entire county/region rather than their local community.

In exceptional situations where a coordinating hub or initiating hub needs to be set up (currently Bristol, Forest of Dean, Brighton&Hove) that hub is responsible for making sure these criteria are applied to all the initiatives that start within their area. Further responsibilities for ongoing support and possibly training are emerging as we see this role develop.

Further criteria apply to initiating/coordinating hubs – these can be discussed person to person.

15. and finally, we recommend that at least one person on the core team should have attended a permaculture design course... it really does seem to make a difference

Once you can demonstrate to us at Transition Network that you're on board with these and ready to set off on your transition journey, you open the door to all sorts of wonderful support, guidance, materials, webspace, training, networking opportunities and coordinated funding initiatives that we'll be rolling out during 2007 and beyond.

The door is ready to open... contact details are at the end of this document.



Setting up your Transition Initiative – different types

There now appear to be four types of initiatives emerging within the Transition Model:

1. the "**Local Transition Initiative**" - embedded in its own locale where the steering group inspires and organises the local community. This is the real heart of "Transition".
2. the "**Local Transition Hub**" - based within a large congruent/contiguous area with its own identity (eg a city). Helps establish and support "**local transition initiatives**".
3. the "**Temporary Initiating Hub**" - made up of a collection of acquainted individuals work with each other to help set up "**local transition initiatives**" in their home communities. As the initiatives arise, the hub gradually disbands.
4. the "**Regional Coordinating Hub**" – less of an organisation, more of a collection of existing transition initiatives that get together for mutual support and coordination around activities such as sharing resources and representing a united front to various government bodies.

More about the "Local Transition Initiative"

This is the most frequent and simple initiative, typically with communities of up to 15,000 people. Examples of this include Totnes, Lewes, Wrigton, Portobello in Edinburgh.

This is where real change happens - at the local level, driven by the people living there. Without active local initiatives, there is no Transition Network.

More about the "Local Transition Hub"

Once it is fully established (and hopefully funded), this group's role will be to fire up transition initiatives in its designated "Locale" (ie surrounding area) and maintain a role of inspiring, encouraging, registering, supporting, networking and possibly training those initiatives. The process of building that role will take time, and newly formed groups (and those operating without funding) can't be expected to perform all those tasks right from the start.

We envisage that the relationship between the Hub and the initiatives in the Locale will be mutually supportive and, at least initially, informal. We're hoping that within the Locale, the various initiatives will also network vigorously together and become mutually supportive, recognising that a community is only as resilient as its neighbours.

As we're in the very early days of this massive transition experiment, these roles and models are likely to evolve as experience shows us what works and what doesn't.

Current examples of **Local Transition Hubs** include Tynedale and Forest of Dean.

The **Local Transition Hub** is also responsible for carrying out the "transition network" role in the Locale of making sure that each initiative works on the baseline Transition criteria right from the outset. As individual initiatives within the Locale mature, the Hub will encourage them to apply to the Transition Network for consideration as an official transition initiative. Over time, we expect the task of "registering" communities to official status will be taken up by the Local Transition Hub.

The Local Transition Hub will be a focus for communications with the local initiatives in that area.

If a group wants to take the role of a **Local Transition Hub**, then we at the Transition Network need to be really confident that you know what you're letting yourself in for and that you're going to be able to handle it. This'll probably involve a number of conversations, and probably a face to face discussion with the team.

We're planning to set up a "**Local Transition Hub**" community to discuss the complexities of this approach - and there are many.

We think this **Local Transition Hub** model is crucial for the cities, and larger scale rural initiatives, but the early adopters are going to have to carefully feel their way into this role. It's virgin territory and by no means a trivial undertaking... proceed with caution.

More about the "Temporary Initiating Hub"

This type of group is made up of a collection of individuals/groups from separate locales in the same region who are accustomed to working with each other in some kind of activist/environmental capacity.

The group helps each other to fire up Local Transition Initiatives in the region and then dissolves, with the original members moving into their own Local Transition Initiatives once they've achieved some critical mass to form a local steering group.

The role of the **Temporary Initiating Hub** is simply to handle the inspirational work with no ongoing responsibilities as a hub.

West Berkshire and a couple of others are taking this approach. In this scenario, the local initiatives, once they've started up, will look to the Transition Network for support training etc.

More about the role of the "Regional Transition Hub"

It's clear that we'll need to have some sort of structure that is able to engage with government at all levels – local, regional and national.

This recognition has partly driven the formation of several groups that intended to represent existing and future transition initiatives in their "catchment area".

Through observing this phenomenon and seeing what works well and what doesn't, and after discussing the situation with various transition initiatives, Transition Network is introducing a very brief set of criteria for this type of group.

"Transition Network will only recognise organisations representing collections of transition initiatives if:

- they have been requested by or emerged/risen from a significant proportion of active Transition Initiatives (both official and embryonic) within that "catchment area", **and**
- they are organised/run/coordinated by representatives appointed from within active Transition Initiatives (both official and embryonic) from within that "catchment area".

Other criteria regarding purpose and scope of activities will emerge as these coordinating hubs form."

These criteria would, we feel, produce a demonstrably authentic, mandated, accountable, transparent, knowledgeable and suitably motivated supra-group.

Conclusion

As ever, we're dealing with a moving feast, and no doubt we'll need to keep a close eye on the field and respond in ways that helps the core groups – the local transition initiatives – achieve their key objectives.

Setting up your Transition Initiative – formal structures and constitutions

A key question arises early on in an initiative, namely, "what form should this group/organisation take?"

(Author note: This is almost certainly the dullest section of this document. It was a complete pain to write up because of the impenetrable jargon I encountered within the even more impenetrable websites, replete with convoluted rules and exceptions.

So, if you're just about to read this section – beware! Unless you're full of energy and enthusiasm, I guarantee that within 5 minutes that plate of biscuits will have fallen from your lap onto the floor and you'll be away in transition dreamland.)

There are many options for creating an organisation, each with differing requirements and attributes. To simplify matters, we're only going to discuss the not-for-profit or social enterprise options. Please note that this section relates to the UK, and certain elements will not apply to other countries (including Scotland).

The key options are:

- Unincorporated Association (not registered with Charity Commission or anywhere else)
- Charity (all the following are registered with Charity Commission)
 - Unincorporated Association
 - Trust
 - Company limited by guarantee (also registered at Companies House)

- Charitable Incorporated Organisation (only available Spring 2008)
- Community Interest Company
- Workers co-operative
 - Unincorporated
 - Industrial & Provident Society (registered with the Registry of Friendly Societies)
 - Company Limited by Guarantee (registered with Companies House)

The following table describes each in more detail, listing the advantages and disadvantages. Another table follows this one discussing constitutions and "governing documents".

Type	Main attributes	How to set it up	Notes
Unincorporated Association (non-charity)	<ul style="list-style-type: none"> • governed by a constitution • managed by a management committee • not recognised in law as a legal entity • liability of members and the governing body is unlimited • cannot own property in its own right • it cannot enter into contracts (eg rental agreements) 	<ul style="list-style-type: none"> • no approval or authorisation needed to set it up • draw up a constitution (sometimes called "rules") • if there is a membership fee, you are obliged to keep a membership list 	<p>Advantages</p> <ul style="list-style-type: none"> • simple and flexible. No need to have the constitution agreed by any outside body (unless you are registering as a charity). • cheap to run. No need to submit accounts to anyone outside (unless you register as a charity, or funders demand it). • if you have charitable aims, you can register as a charity and gain advantages such as funding which is available only to charities. <p>Disadvantages</p> <ul style="list-style-type: none"> • some funders may prefer a more formal structure, especially if you are looking for big sums of money.
Charity – Unincorporated Association	<ul style="list-style-type: none"> • if the Unincorporated Association receives more than £1,000 per year and has charitable aims, it must be registered with the Charity Commission 	<ul style="list-style-type: none"> • submit application form and constitution to Charity Commission • can "upgrade" to incorporated charity or CIO, but requires re-registration 	<ul style="list-style-type: none"> • as above
Charity – Trust	<ul style="list-style-type: none"> • usually set up to manage money or property for a charitable purpose • must register with Charity Commission 	<ul style="list-style-type: none"> • draw up a trust deed • not really suitable for transition initiatives 	<ul style="list-style-type: none"> • not really suitable for transition initiatives

Type	Main attributes	How to set it up	Notes
Charity – Incorporated Body	<ul style="list-style-type: none"> • a limited company with charitable aims • must register with Charity Commission • can enter into contracts and own land • directors of the company are trustees of the charity and act as management committee • directors have limited liability (usually £5!) • can convert directly into a CIO (see below) 	<ul style="list-style-type: none"> • draw up Memorandum and Articles of Association • register as a "Company Limited by Guarantee" at Companies House • apply for charitable status with the Charity Commission 	<p>Advantages</p> <ul style="list-style-type: none"> • suitable for a larger organisation which has considerable assets (e.g. equipment, a building) and employs more than a few staff. • the company can take on legal obligations and buy property in its own name. The organisation and not its members is responsible for any debts. However directors do have a legal duty to act prudently and to ensure that the company manages its finances carefully. • many funders regard this structure as more stable, as they know the company will continue to exist even if there is a change of people involved. • some funders will give grants only to registered charities. <p>Disadvantages</p> <ul style="list-style-type: none"> • it is expensive to set up. It is time consuming to run and annual accountancy fees can be high. • a charitable company is regulated by both Companies House and the Charity Commission. You have to notify them of every change of directors/trustees and draw up a particular form of annual accounts and reports.
Charity – Charitable Incorporated Organisation (CIO)	<ul style="list-style-type: none"> • only available from Spring 2008 • must register with Charity Commission • doesn't have to register with Companies House • IDEAL vehicle for Transition Initiatives 	<ul style="list-style-type: none"> • instructions currently being drawn up by Charity Commission 	<p>Advantages</p> <ul style="list-style-type: none"> • less onerous requirements for preparing accounts • less onerous reporting requirements • one annual return • less onerous filing requirements • less onerous requirements relating to reporting of constitutional and governance changes • simpler constitutional form • codified duties for directors and members which reflect the charitable nature of the CIO <p>Disadvantages</p> <ul style="list-style-type: none"> • none, apparently

Type	Main attributes	How to set it up	Notes
Community Interest Company	<ul style="list-style-type: none"> new legal form for Social Enterprises, available since July 05 private company limited by shares or by guarantee can convert directly into a CIO 	<ul style="list-style-type: none"> submit the following to Companies House: <ul style="list-style-type: none"> Mem & Arts community interest statement an excluded company declaration usual incorporation forms the CIC Regulator will review before assigning CIC status 	<ul style="list-style-type: none"> limited company with special additional features created for the use of people who want to conduct a business or other activity for community benefit, and not purely for private advantage must have a community interest test and an asset lock, to ensure that the CIC is established for community purposes and the assets and profits are dedicated to these purposes a CIC can not be a registered charity and will not have the benefits of charitable status, even if the objects are entirely charitable in nature www.cicregulator.gov.uk for more information
Workers Co-operative (has the following rules) <ul style="list-style-type: none"> open membership one member one vote investment should not carry control dividends distributed among members fairly must include educational and social objectives co-ops should co-operate with each other concern for community 	<ul style="list-style-type: none"> unregistered 	<ul style="list-style-type: none"> apply rules to a group of people and call yourselves a co-op 	Advantages <ul style="list-style-type: none"> quick, cheap and easy can raise money by issuing shares Disadvantages <ul style="list-style-type: none"> no limited liability (members can have assets seized if co-op is bankrupt)
	<ul style="list-style-type: none"> registered as an Industrial & Provident Society 	<ul style="list-style-type: none"> register with the Registry of Friendly Societies 	Advantages <ul style="list-style-type: none"> limited liability can raise money by issuing shares cannot demutualise (always a co-op) Disadvantages <ul style="list-style-type: none"> costs between £350 - £700 to register high annual fees tight limitations on range of activities
	<ul style="list-style-type: none"> registered with Companies House as "company limited by guarantee" 	<ul style="list-style-type: none"> submit Mem & Arts to Companies House along with usual forms 	Advantages <ul style="list-style-type: none"> limited liability high credibility with other traders and banks can raise money by issuing shares Disadvantages <ul style="list-style-type: none"> can be demutualised by later members

For further reading on Charities, go to the UK Charity Commission website here: www.charitycommission.gov.uk

For more information on Workers Co-operatives, go to these websites / documents:

- www.radicalroutes.org.uk/documents/wc.pdf
- www.cooperatives-uk.coop
- The Financial Services Authority regulates Industrial and Provident Societies - www.fsa.gov.uk. The Industrial and Provident section of FSA website is [here](#).

For further reading on Community Interest Companies, go to CIC Registrars website here: www.cicregulator.gov.uk

The following publication has been recommended to us, "Keeping It Legal" by the Social Enterprise Coalition: www.socialenterprise.org.uk/Page.aspx?SP=1982

Governing documents – rules, constitutions and Mem & Arts

All organisations need some kind of governing document. This can be a constitution, Mem & Arts, or "rules". Some people would prefer to drive a nail into their skull than tackle this, but it's got to be done otherwise there's no real point of reference for the group or organisation. And in several cases it's a legal requirement. So bite the bullet and take a look at the following table. You'll see links and some key points.

Type	Managed by	Governing documents	Notes and links
Unincorporated Association (non-charity)	<ul style="list-style-type: none"> management committee 	<ul style="list-style-type: none"> constitution (sometimes called "rules") 	www.resourcecentre.org.uk Also Step-by-step guide Another is at the www.voda.org.uk site here :
Charity – Unincorporated Association	<ul style="list-style-type: none"> management committee 	<ul style="list-style-type: none"> constitution (sometimes called "rules") 	Model Constitution from the Charity Commission
Charity – Trust	<ul style="list-style-type: none"> not suitable for Transition Initiatives 	<ul style="list-style-type: none"> 	Model Trust Deed from the Charity Commission
Charity – Incorporated Body	<ul style="list-style-type: none"> Board or council of management or directors 	<ul style="list-style-type: none"> 	Model Memorandum and Articles of Association from the Charity Commission
Charity – Charitable Incorporated Organisation (CIO)	<ul style="list-style-type: none"> Not available yet 	<ul style="list-style-type: none"> Not available yet 	Not available yet
Community Interest Company	<ul style="list-style-type: none"> board of directors 	<ul style="list-style-type: none"> Mem & Arts 	Currently being updated at www.cicregulator.gov.uk website. Older versions can be found here: www.cicregulator.gov.uk/memArt.shtml
Workers Co-operative	<ul style="list-style-type: none"> the workers or an elected "Committee of Management" 	<ul style="list-style-type: none"> Mem & Arts if a company limited by guarantee Rules 	Model Rules from Cooperatives UK: www.cooperatives-uk.coop/live/cme574.htm

You can also browse the various Transition Initiatives websites (www.transitiontowns.org) and take a look at the various forms that the constitutions have taken.

We're hoping that community groups that become formal bodies will incorporate their democratic and inclusive ethos within their foundation documents.

Further down the line, if it looks like there's a significant commonality among initiatives, then perhaps the Transition Network will produce a standard one. However, we do see some benefit gained in the process of putting together your own unique governing documents (even if it's a pain in the neck)!

One point of concern from initiatives around the world is potential involvement by extreme political groups. One way to reduce the likelihood of this happening is to explicitly state in your constitution that you support the UN Declaration of Human Rights. That will prevent members joining who belong to groups that have discrimination as one of their core values.

Setting up your Transition Initiative – 7 “buts”

So, having got this far in this Primer, you may well be thinking that a Transition Initiative would be appropriate for your community.

The section after this (12 Steps) will provide you with an outline roadmap for that journey, but first you'll have to navigate the initial barriers – real and imagined – that stand in your way. We call these 'The Seven Buts'.

But we've got no funding...

This really is not an issue. Funding is a very poor substitute for enthusiasm and community involvement, both of which will take you through the first phases of your transition. Funders can also demand a measure of control, and may steer the initiative in directions that run counter to community interests.

We'll show you how you can make sure your process generates an adequate amount of income. We're not talking fortunes, your Transition Town won't be floated on the Stock Market, but, as an eco-village designer Max Lindeggar told me years ago, "if a project doesn't make a profit it will make a loss."



Transition Town Totnes began in September 2005 with no money at all, and has been self-funding ever since. The talks and film screenings that we run bring in money to subsidise free events such as Open Space Days. You will reach a point where you have specific projects that will require funding, but until that point you'll manage. Retain the power over whether this happens... don't let lack of funding stop you.

But they won't let us...

There is a fear among some green folks that somehow any initiative that actually succeeds in effecting any change will get shut down, suppressed, attacked by faceless bureaucrats or corporations. If that fear is strong enough to prevent you taking any action, if the only action you're willing to take is to abdicate all your power to some notional "they", then you're probably reading the wrong document. On the other hand, Transition Towns operate 'below the radar', neither seeking victims nor making enemies. As such, they don't seem to be incurring the wrath of any existing institutions.

On the contrary, with corporate awareness of sustainability and Climate Change building daily, you will be surprised at how many people in positions of power will be enthused and inspired by what you are doing, and will support, rather than hinder, your efforts.

But there are already green groups in this town, I don't want to step on their toes...

We'll go into this in more detail in Step 3 below, but in essence, you'd be exceedingly unlucky to encounter any "turf wars". What your Transition Initiative will do is to form a common goal and sense of purpose for the existing groups, some of which you might find are a bit burnt out and will really appreciate the new vigour you will bring. Liaising with a network of existing groups towards an Energy Descent Action Plan will enhance and focus their work, rather than replicate or supersede it. Expect them to become some of your strong allies, crucial to the success of your Transition.



But no one in this town cares about the environment anyway...

One could easily be forgiven for thinking this, given the existence of what we might perceive as an apathetic consumer culture surrounding us. Scratch a bit deeper though, and you'll find that the most surprising people are keen advocates of key elements of a Transition Initiative - local food,

local crafts, local history and culture.

The key is to go to them, rather than expecting them to come to you. Seek out common ground, and you'll find your community to be a far more interesting place than you thought it was.

But surely it's too late to do anything...?

It *may* be too late, but the likelihood is that it isn't. That means your (and others') endeavours are absolutely crucial.

Don't let hopelessness sabotage your efforts - as Vandana Shiva says, "the uncertainty of our times is no reason to be certain about hopelessness".

But I don't have the right qualifications...

If you don't do it, who else will? It matters not that you don't have a PhD in sustainability, or years of experience in gardening or planning. What's important is that you care about where you live, that you see the need to act, and that you are open to new ways of engaging people.

If there was to be a job description for someone to start this process rolling it might list the qualities of that person as being;

- Positive
- Good with people
- A basic knowledge of the place and some of the key people in the town.

That, in truth, is about it... You are, after all, about to design your own demise into the process from the start (see Step#1), so your role at this stage is like a gardener preparing the soil for the ensuing garden, which you may or may not be around to see.

But I don't have the energy for doing that!

As the quote often ascribed to Goethe goes, "whatever you can do or dream you can, begin it. Boldness has genius, power and magic in it!" The experience of beginning a Transition Initiative certainly shows this to be the case. While the idea of preparing your town (or city, hamlet, valley or island) for life beyond oil may seem staggering in its implications, there is something about the energy unleashed by the Transition Initiative process that is unstoppable.

You may feel overwhelmed by the prospect of all the work and complexity, but people will come forward to help. Indeed, many have commented on the serendipity of the whole process, how the right people appear at the right time. There is something about seizing that boldness, about making the leap from 'why is no-one doing anything' to 'let's do something', that generates the energy to keep it moving.

Very often, developing environmental initiatives is like pushing a broken down car up a hill; hard, unrewarding slog. Transition Towns is like coming down the other side – the car starts moving faster than you can keep up with it, accelerating all the time. Once you give it the push from the top of the hill it will develop its own momentum. That's not to say it isn't hard work sometimes, but it is almost always a pleasure.

The 12 steps of Transition

These 12 Steps have grown out of the observation of what seemed to work in the early Transition Initiatives, in particular Totnes.

They are not meant to be in any way prescriptive. Each project assembles these in different ways, adds new ones, disregards others. They do, however, offer what we think to be the key elements of your journey, and will hopefully help you over the first couple of years of your work.

#1. Set up a steering group and design its demise from the outset

This stage puts a core team in place to drive the project forward during the initial phases.

We recommend that you form your Steering Group with the aim of getting through stages 2 – 5, and agree that once a minimum of four sub-groups (see #5) are formed, the Steering Group disbands and reforms with a person from each of those groups. This requires a degree of humility, but is very important in order to put the success of the project above the individuals involved. Ultimately your Steering Group should become made up of 1 representative from each sub-group.

#2. Awareness raising


This stage will identify your key allies, build crucial networks and prepare the community in general for the launch of your Transition initiative.

For an effective Energy Descent Action plan to evolve, its participants have to understand the potential effects of both Peak Oil and Climate Change – the former demanding a drive to increase community resilience, the later a reduction in carbon footprint.

Screenings of key movies (Inconvenient Truth, End of Suburbia, Crude Awakening, Power of Community) along with panels of “experts” to answer questions at the end of each, are very effective. (See next section for the lowdown on all the movies – where to get them, trailers, what the licensing regulations are, doomster rating vs solution rating)

Talks by experts in their field of Climate Change, Peak Oil and community solutions can be very inspiring.

Articles in local papers, interviews on local radio, presentations to existing groups, including schools, are also part of the toolkit to get people aware of the issues and ready to start thinking of solutions.



#3. Lay the foundations

This stage is about networking with existing groups and activists, making clear to them that the Transition Initiative is designed to incorporate their previous efforts and future inputs by looking at the future in a new way. Acknowledge and honour the work they do, and stress that they have a vital role to play.

Give them a concise and accessible overview of Peak Oil, what it means, how it relates to Climate Change, how it might affect the community in question, and the key challenges it presents. Set out your thinking about how a Transition Initiative might be able to act as a catalyst for getting the community to explore solutions and to begin thinking about grassroots mitigation strategies.



#4. Organise a Great Unleashing

This stage creates a memorable milestone to mark the project's "coming of age", moves it right into the community at large, builds a momentum to propel your initiative forward for the next period of its work and celebrates your community's desire to take action.

In terms of timing, we estimate that 6 months to a year after your first "awareness raising" movie screening is about right.

The **Official Unleashing of Transition Town Totnes** was held in September 2006, preceded by about 10 months of talks, film screenings and events.

Regarding contents, your Unleashing will need to bring people up to speed on Peak Oil and Climate Change, but in a spirit of "we can do something about this" rather than doom and gloom.

One item of content that we've seen work very well is a presentation on the practical and psychological barriers to personal change – after all, this is all about what we do as individuals.

It needn't be just talks, it could include music, food, opera, break dancing, whatever you feel best reflects your community's intention to embark on this collective adventure.

#5. Form working groups

Part of the process of developing an Energy Descent Action Plan is tapping into the collective genius of the community. Crucial for this is to set up a number of smaller groups to focus on specific aspects of the process. Each of these groups will develop their own ways of working and their own activities, but will all fall under the umbrella of the project as a whole.

Ideally, working groups are needed for all aspects of life that are required by your community to sustain itself and thrive. Examples of these are: food, waste, energy, education, youth, economics, transport, water, local government.

Each of these working groups is looking at their area and trying to determine the best ways of building community resilience and reducing the carbon footprint. Their solutions will form the backbone of the Energy Descent Action Plan.

#6. Use Open Space

We've found Open Space Technology to be a highly effective approach to running meetings for Transition Initiatives.

In theory it ought not to work. A large group of people comes together to explore a particular topic or issue, with no agenda, no timetable, no obvious coordinator and no minute takers.

However, we have run separate Open Spaces for Food, Energy, Housing, Economics and the Psychology of Change. By the end of each meeting, everyone has said what they needed to, extensive notes had been taken and typed up, lots of networking has had taken place, and a huge number of ideas had been identified and visions set out.

The essential reading on Open Space is *Harrison Owen's Open Space Technology: A User's Guide*, and you will also find *Peggy Holman and Tom Devane's The Change Handbook: Group Methods for Shaping the Future* an invaluable reference on the wider range of such tools.



#7. Develop visible practical manifestations of the project

It is essential that you avoid any sense that your project is just a talking shop where people sit around and draw up wish lists. Your project needs, from an early stage, to begin to create practical, high visibility manifestations in your community. These will significantly enhance people's perceptions of the project and also their willingness to participate.

There's a difficult balance to achieve here during these early stages. You need to demonstrate visible progress, without embarking on projects that will ultimately have no place on the Energy Descent Action Plan.

In Transition Town Totnes, the Food group launched a project called 'Totnes - the Nut Tree Capital of Britain' which aims to get as much infrastructure of edible nut bearing trees into the town as possible. With the help of the Mayor, we recently planted some trees in the centre of town, and made it a high profile event (see left).

#8. Facilitate the Great Reskilling



If we are to respond to Peak Oil and Climate Change by moving to a lower energy future and relocalising our communities, then we'll need many of the skills that our grandparents took for granted. One of the most useful things a Transition Initiative can do is to reverse the "great deskilling" of the last 40 years by offering training in a range of some of these skills.

Research among the older members of our communities is instructive – after all, they lived before the throwaway society took hold and they understand what a lower energy society might look like. Some examples of courses are:

repairing, cooking, cycle maintenance, natural building, loft insulation, dyeing, herbal walks, gardening, basic home energy efficiency, making sour doughs, practical food growing (the list is endless).

Your Great Reskilling programme will give people a powerful realisation of their own ability to solve problems, to achieve practical results and to work cooperatively alongside other people. They'll also appreciate that learning can truly be fun.

#9. Build a Bridge to Local Government

Whatever the degree of groundswell your Transition Initiative manages to generate, however many practical projects you've initiated and however wonderful your Energy Descent Plan is, you will not progress too far unless you have cultivated a positive and productive relationship with your local authority. Whether it is planning issues, funding or providing connections, you need them on board. Contrary to your expectations, you may well find that you are pushing against an open door.

We are exploring how we might draft up an Energy Descent Action Plan for Totnes in a format similar to the current Community Development Plan. Perhaps, one day, council planners will be sitting at a table with two documents in front of them – a conventional Community Plan and a beautifully presented Energy Descent Action Plan. It's sometime in 2008 on the day when oil prices first break the \$100 a barrel ceiling. The planners look from one document to the other and conclude that only the Energy Descent Action Plan actually addresses the challenges facing them. And as that document moves centre stage, the community plan slides gently into the bin (we can dream!).

#10. Honour the elders

For those of us born in the 1960s when the cheap oil party was in full swing, it is very hard to picture a life with less oil. Every year of my life (the oil crises of the 70s excepted) has been underpinned by more energy than the previous years.



In order to rebuild that picture of a lower energy society, we have to engage with those who directly remember the transition to the age of Cheap Oil, especially the period between 1930 and 1960.

While you clearly want to avoid any sense that what you are advocating is 'going back' or 'returning' to some dim distant past, there is much to be learnt from how things were done, what the invisible connections between the different elements of society were and how daily life was supported. Finding out all of this can be deeply illuminating, and can lead to our feeling much more connected to the place we are developing our Transition Initiatives.

#11. Let it go where it wants to go...

Although you may start out developing your Transition Initiative with a clear idea of where it will go, it will inevitably go elsewhere. If you try and hold onto a rigid vision, it will begin to sap your energy and appear to stall. Your role is not to come up with all the answers, but to act as a catalyst for the community to design their own transition.

If you keep your focus on the key design criteria – building community resilience and reducing the carbon footprint – you'll watch as the collective genius of the community enables a feasible, practicable and highly inventive solution to emerge.

#12. Create an Energy Descent Plan

Each working group will have been focusing on practical actions to increase community resilience and reduce the carbon footprint.

Combined, these actions form the Energy Descent Action Plan. That's where the collective genius of the community has designed its own future to take account of the potential threats from Peak Oil and Climate Change.

The process of building the EDAP is not a trivial task. It's evolving as we figure out what works and what doesn't.



Transition Network Support – Local Resource Picture template

Building a picture of the local resource – current and potential availability, current and potential requirements – will be key to creating a realistic EDAP. We're developing templates to help this process.

Transition Network Support – Transition Timeline

We're working with climate change scientists, ecologists, energy analysts and green economists to draw up an over-arching timeline that provides a timebased landscape on which to draw your EDAP.

Transition Network Support - Resilience indicators

This sections introduces the concept of "resilience indicators", and this needs some explanation. Resilience is the ability of a system or community to withstand impacts from outside. An indicator is a way of measuring that.

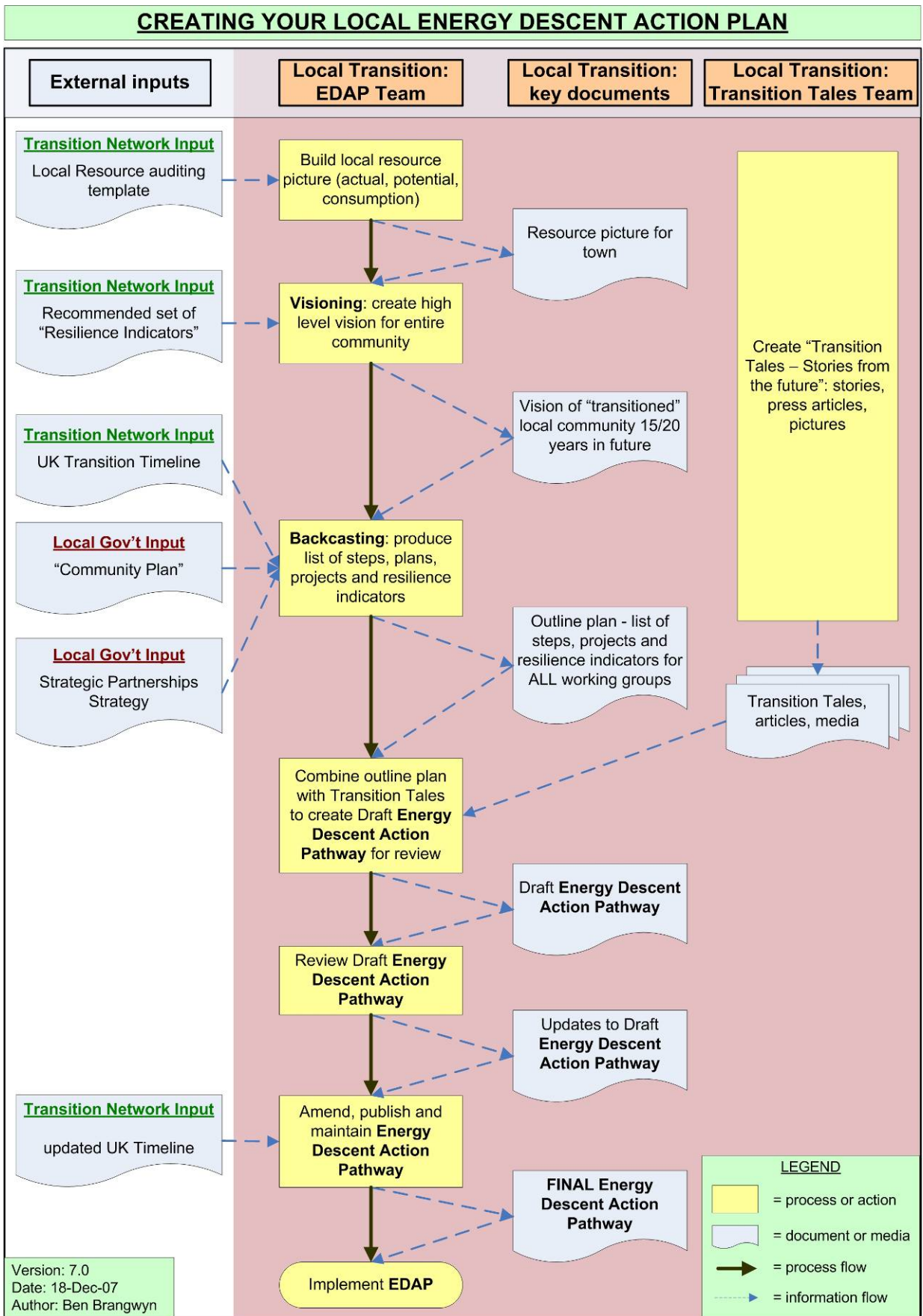
Conventionally, the principal way of measuring a reducing carbon footprint is CO2 emissions. However, we firmly believe that cutting carbon while failing to build resilience is an insufficient response when you're trying to address both peak oil and climate change.

So how might you be able to tell that the resilience of the settlement in question is increasing?

Resilience indicators might look at the following:

- percentage of food grown locally
- amount of local currency in circulation as a percentage of total money in circulation
- number of businesses locally owned
- average commuting distances for workers in the town
- average commuting distance for people living in the town but working outside it
- percentage of energy produced locally
- quantity of renewable building materials
- proportion of essential goods being manufactured within the community of within a given distance
- proportion of compostable "waste" that is actually composted

While some indicators will be universal, many will be place-specific and will emerge from the energy descent plan process. We're thinking hard about a full set of universal resilience indicators and we'll publish them to the network when they're ready.



The Energy Descent Action Plan

Incidentally, some people in the transitioning communities are calling this a "pathway" or a "vision" as opposed to a "plan". Whatever works for you is fine with us.

In essence, the EDAP will paint a picture of the community that is so colourful, so appealing and so irresistible, that anyone not involved in bringing it to fruition will feel bereft of meaning in their life.

And here's how to do it (at least, this is as far as we've got in figuring it out):

1. **Build a local resource picture:** gather data for your community relating to each of the working groups: arable land, transport options, health provision, renewable energy sources, textile manufacturing capability, building materials. This may well have been done in the early stages of the working groups' activities.
 - Transition Network will provide templates for this
2. **Create a vision for the community in 15-20 years hence:** what would your community look like in 15 or 20 years if we were emitting drastically less CO₂, using drastically less non-renewable energy, and was well on the way to rebuilding resilience in all critical aspects of life.
 - Transition Network will provide resilience indicators to help focus your visioning exercise
3. **Backcast from the vision to "today":** list out a timeline of the milestones, prerequisites, activities and processes that need to be in place for the visions to be achieved. The resilience indicators will help shape this phase.
 - Transition Network will be providing an over-arching UK Transition Timeline to assist this process
4. **Get the Local Community Plan and Partnership Strategy** as produced by the local government. Their plans are likely to have timescales and elements that you need to take into account.
5. **Transition Tales:** meanwhile the Transition Tales group is producing articles, stories, pictures and representations of the envisioned community, how we'd get there and what might happen on the way.
6. **Create the first draft of the EDAP:** merge the overall plan and the transition stories into one cohesive whole, and pass out for review and consultation.
7. **Finalise the EDAP:** integrate the feedback into the EDAP. Realistically, this document (if that's what it ends up being) won't ever be "final" - it will be continually updated and augmented as conditions change and ideas emerge.

This is a living process and we won't know how close it is to reality until a few groups have gone through it.

Transition Network is building plans to support this process by providing elements such as a set of standard resilience indicators, and an overarching master timeline covering energy, climate, food etc.

Videos of the 12 Steps to Transition

YouTube has videos of Rob presenting the 12 Steps at the Transition Network conference in May 2007. Type the following into the address window of your browser:

http://www.youtube.com/results?search_query=rob+hopkins+twelve+steps

If you run the same query without the "twelve steps", you'll see an impressive array of videos of Rob being interviewed by Adrienne Campbell of TT Lewes.

The wider context of Transition

In the UK and Wales alone, there are 11,000 parishes (towns/villages), 60 cities and any number of rural communities that are going to have to navigate the downslope of energy descent, either proactively or reactively.

But along with these community-based transition, each individual needs to evolve away from addiction to oil and a whole raft of ecologically devastating practices, away from the complex web that locks them into the endless growth paradigm.

This will be easier for some than others, but we all have to do it.


And each of us needs to travel closer to a heartfelt understanding that if we want to stay living on Earth, we'll have to weave ourselves back into the fabric of the planet, and comprehend that the "humans are separate from the earth" duality underpinning our industrialised societies is false, misleading and a one-way ticket to a hell on earth far hotter than we can handle.

This journey involves fully feeling the unbearable weight of accountability for what's happening, the complicity we all have in supporting this unsustainable paradigm. For some, it involves feeling the pain of the planet, and that can be overwhelming. This journey into realisation is best undertaken with fellow travellers to share the burden and provide support. Taken alone, it's a lonely path that many, lacking sufficient emotional support, turn back from.

So gather some stalwarts around you and take the plunge. And when you've come out the other side, wiser, more resilient and more determined, act as a guide to those who come after you, for their need will be all the greater.

Some quotes that tell the story of the wider Transition

"We have to find a way to live in this planet-time without closing our eyes to what we're doing." – *Joanna Macy*



"The significant problems we have cannot be solved at the same level of thinking with which we created them." – *Albert Einstein*

"Our task must be to widen our circle of compassion to embrace all living creatures and the whole of nature in its beauty." – *Albert Einstein*

"We used to be hunter-gatherers, now we're shopper-borrowers." – *Robin Williams, 1990*

"If the world is to be healed through human efforts, I am convinced it will be by ordinary people, people whose love for this life is even greater than their fear. People who can open to the web of life that called us into being." – *Joanna Macy*

"Whenever I see an adult on a bicycle, I no longer despair for the future of the human race." – *H.G. Wells*

"If the Great Turning should fail, it will not be for lack of technology or relevant data so much as for lack of political will. When we are distracted and fearful, and the odds are running against us, it is easy to let the mind and heart go numb.

The dangers now facing us are so pervasive and yet often so hard to see – and painful to see, when we manage to look at them – that this numbing touches us all. No one is unaffected by it. No one is immune to doubt, denial, or disbelief about the severity of our situation – and about our power to change it. Yet of all the dangers we face, from climatic change to nuclear wars, none is so great as the deadening of our response.




That numbing of mind and heart is already upon us – in the diversions we create for ourselves as individuals and nations, in the fights we pick, and aims we pursue, the stuff we buy. So let us look at it. Let's see what this deadening is and how it happens. For this work [as described in her book "Coming Back to Life"] helps us wake us from that sleep and come back to life.

Then, reconnected with our deepest desire, we will be able to take part in the Great Turning. We will choose life." – *Joanna Macy*

Connecting with Earth - the lyrical journey of the carbon atom

Carbon is the building block of life, and here is a phase in its never-ending journey, adapted from an essay by Primo Levi.

If ever you thought you were unconnected to the planet, this essay should put you right, for you have around 700,000,000,000,000,000,000,000 carbon atoms in your body (representing 10% of your mass), each of which has already performed countless dances not unlike the one you're about to read...



"Our atom of carbon lies for hundreds of millions of years, bound to three atoms of oxygen and one of calcium, in the form of limestone not too far from the earth's surface.

At any moment a blow of a pick axe detaches it and sends it on its way to the lime kiln, plunging it into the world of things that change. It is roasted and, still clinging

to its oxygen companions, is issued from the chimney and takes the path of the air. Its story, which once was immobile, has now turned tumultuous.

It was caught by the wind, flung down on the earth and lifted ten kilometres high. It was breathed in by a falcon, descended into its precipitous lungs, but did not penetrate its rich blood and was expelled.

It dissolved three times in the water of the sea, once in the water of a cascading torrent, and again was expelled. It travelled with the wind for eight years: now high, now low, on the sea and among the clouds, over forests, deserts, and limitless expanses of ice; then it stumbled into capture and the organic adventure.

The atom we are speaking of was borne by the wind along a row of vines. It had the good fortune to brush against a leaf, penetrate it, and be nailed there by a ray of the sun.

Now our atom has formed part of a molecule of glucose. It travels from the leaf to the trunk, and from here descends to the almost ripe bunch of grapes. What then follows is the province of the winemakers.



It is the destiny of wine to be drunk. Its drinker kept the molecule in his liver for more than a week, well curled up and tranquil, as reserve energy for a sudden effort; an effort that he was forced to make the following Sunday, pursuing a bolting horse...

The atom was dragged by the bloodstream all the way to a minute muscle fibre in the thigh... and later, as carbon dioxide, was breathed back into the air.

Once again the wind, which this time travels far, sails over the Apennines and the Adriatic, Greece, the Aegean, and Cyprus: we are over Lebanon. And the dance is repeated.

The atom now penetrates and is trapped by the venerable trunk of a cedar, one of the last. It could stay in the cedar for up to 500 years but let us say that after twenty years a wood worm has taken interest in it and swallowed it.

The woodworm then formed a pupa, and in the spring it came out in the shape of a moth which is now drying in the sun, confused and dazzled by the splendour of the day. Our atom is in one of the insect's thousand eyes.

When the insect dies, it falls to the ground and is buried amongst the undergrowth of the woods. Here are at work the omnipresent, untiring and invisible micro organisms of the humus. The moth has slowly disintegrated and the atom has once again taken wing.

It takes to the air... and eventually comes to rest on the surface of the ocean, then sinks slowly. A passing coccolithophore appropriates the atom to build its impossibly delicate shell of calcium carbonate. Soon it too dies and glides to the bottom of the ocean, where it is compacted with its trillion companions and their own carbon atoms.



In geological time, tectonic plate movements bring

this sediment, now as chalky cliffs, to the surface of the earth, exposing our atom once more to the possibility of flight in the complex dance of life."

Now look at your hand – a scar perhaps, or a fingernail. Think of it as less of a hand, more of a temporary resting place for countless carbon atoms. A place where they're taking a mini-break before they continue on a vast never-ending journey that encompasses the depths of the oceans, the highest skies, the dinosaurs before you and creatures we can't even dream of that will come after us.

Feeling connected yet?

Questions of leadership and structure

Leaders, focalisers, initiators, convenors...

The idea of leadership is vast and interesting and we're having a lot of discussions about it right now with people who have rich social and organisational experience from both practical and theoretical domains.



Here's Chomsky's take on it:

"If leadership is delegated, monitored, interchangeable, and recallable it can be a useful, maybe even necessary device. But always [needs to be] viewed with a critical eye." (correspondence, 11-Sep-07)

However, the term "leader" has such loaded connotations that conversations about the subject are massively prone to misunderstandings and conflict.

So it's important to form a crystal clear definition of the term before discussing it here.

First of all, in a well-functioning group, anyone can exercise leadership for a while.

Leadership is about inspiring others, taking initiative and helping a group find a direction that they want to follow. That might entail some or all of the following roles: critical thinker, ideas person, group harmony maintainer, driver, organiser, integrator/chair, external networker.

Leadership doesn't have to be about power over a group, it is about making a group feel empowered. It is not about hierarchy, it is not about "who's boss", it's not about management and it's not about "followers". In particular, it's not about a permanent label that's applied to an individual.

Every single one of us has leadership qualities and it's important that we develop them – we all need to be able to inspire others, and we all need to be able to start something new.

But we also need to recognise that depending on the task in hand, we're likely to flow between all the roles required – inspirer, doer, timekeeper, liaison, supporter, recorder, creator, tidier, contributor etc. If we want to be personally resilient (ie adaptable) and maximise our contribution to the community transition, then we need to develop all the attributes for these roles as well.

However, it could be that the term "leader" is so tainted that it won't work for your transition group. Other words can be used to describe some of the nuanced roles that are needed in this area: focaliser, catalyser, convenor, coordinator, chair, hub, planner, initiator. In the end, it doesn't take long for the word to lose its connotations and become "your" word, defined by the emergent qualities demonstrated in your groups within and around the role.

Regarding consensus, it's great if time isn't a really scarce resource. I'm a believer in pragmatic solutions, so in the run up to a decision, as long as everyone feels they have been truly heard, had a chance to influence the group and have heard their ideas critically but constructively evaluated then most people will be prepared to either:

- change their mind (without losing face)
- see their ideas blended with others to form something different
- accept that the rest of the group differs but want their minority views recorded

Well handled conflict and difference usually improves the quality of decisions and degree of commitment to them.

Emergent structures for core groups

Most of us recognise that we need to be looking beyond the traditional hierarchical models for the Transition Initiatives, but we haven't got the time to spend all our efforts figuring out what that'll look like.

Within the small group running the Transition Network organisation, we've adopted a temporary hierarchical structure, with a parallel process to find a more suitable model that we'll adopt in time and that may be adoptable/adaptable by the individual communities that head off down the transition trail. Chaordic, Natural Step, Viable System, Mondragon, Cooperative, Parecon and others are all in the mixer for this.



We're also recognising that there needs to be a level of fluidity - some situations call for totally flat structure, others demand accountability (eg to each other and to stakeholders within the community or network) and others need people to take a lead role for a time.

We don't have the answers for this beyond knowing that the most successful structures will address the need for resilience, accountability, adaptability and cooperability. Eclecticism may be crucial here.

Time

"We are time's subjects, and time bids be gone." - *William Shakespeare*

Running through all of this decision-making and action-taking is the imperative of time. Climate Chaos isn't going to wait for us to get 100% consensus on every point, nor will fossil fuel depletion.

Time may not be a challenge for your group. If it isn't, you're very fortunate.

For the rest of us, we're encountering plenty of barriers to action outside of our groups. The last thing we need is to augment those barriers with our own personal psychological attachments to the dogma or paradigms of a certain way of working.

The role of local government

The role for local government that is emerging, favoured by government officials and transition initiatives alike, is "**supporting, not driving**".

We always knew that local government would play a crucial role in Transition Initiatives in the UK and Ireland. And over the recent months, we're seeing that role emerge from both the existing transitioning communities and from new communities in the earliest stages of contact with us.

Our first surprise was just how willing the local councils are to engage meaningfully with existing transition initiatives.

Our second is the number of communities where the first person to contact us is from the local council. This is a recent phenomenon, and one that we welcome wholeheartedly.



Some examples of both of these are noted below.

Examples of councils working with Transition Initiatives

Totnes

At Schumacher college In Totnes, local officials congregated to explore how an understanding of peak oil and climate change might inform their work and their decisions. 23 councillors, from local parish councils, Town Councils and the District Council, as well as the local MP attended.

A number of elected officials are active in transition groups within the overall initiative.

The Town Council has officially endorsed the Transition Initiative.

Lewes

We have engaged with key officers of Lewes District Council from our first meetings in January. Since May, when the new Council was formed, we have invited members of the cabinet to our events, and have had informal talks with them. One of our members stood and was elected to the Council, and two new Town Councillors are active supporters of TTL.



Our aim is to give support to the Council's Climate Change Strategy, and to look to them for support to deal with the issue of Peak Oil. Next step is to offer to give a presentation to senior management on TTL.

Stroud

The full Cabinet of Stroud District Council convened a meeting with Richard Heinberg in May 2007. Richard is the author of 3 key books on Peak Oil, one of the world's leading educators in Peak Oil and mitigation strategies.

Penwith

Penwith District Council (PDC) has been a strategic partner of Transition Penwith (TP) since the group was founded in November 2006.

PDC provides TP with resources such as venue, equipment, use of council office committee rooms for meetings, marketing and development support, partnership working and funding advice. The PDC Sustainable Communities Officer sits on the committee of TP as the Treasurer.

PDC Officers are providing support in different ways, for example the PDC Sustainable Tourism Officer is working with TP to put in a bid for developing a Transition Tourism model for the peninsulas of Europe. The PDC Rural Economy Officer is working with TP to provide funding and support to re-establish the farmer's market back in Penzance Town Centre, and to develop a Community Farm Project.

TP actively engages with Parish Councillors, Town councillors (Hayle, St. Just, St. Ives and Penzance) and District Councillors, and also with Cornwall County Councillors. TP has strong support from the local MP, Andrew George, who has spoken at TP events, and taken questions to Parliament on our behalf. The Mayors of Penzance, St. Ives and St. Just have attended TP events and expressed their support.

Examples of first contact by Councillors and Mayors

The following excerpts are from emails, voicemails or direct reports from members of the steering groups for existing Transitions.

- **City Councillor:** "I'm a city councillor in xxxx and have been following the transition towns network with great interest... I'm trying to get hold of any documents etc that provide a brief summary of what transition towns are all about that I can circulate to members and officers. Please can you point me in the direction of resources."
- **Mayor:** "My name is xxxx, Town Mayor of xxxx in Warwickshire. I am very interested in using my Mayoral year to begin some local green initiatives. I intend to organise an event for the Autumn to kick things off. I would be very interested in hearing from you and to have someone from your network as one of my keynote speakers at the event."
- **City Councillor:** "I am involved in a group setting up a Transition project in xxxx, Manchester, which we hope to become a pilot for the rest of the city."
- **Chairman of Town Council:** "I am Chairman of xxxx town Council having been a Councillor for 6 years... I have proposed that the Community Planning Group take the 'Transition' issue forward... The Primer is extremely helpful and I look forward in due course to visiting Totnes."
- **Chairman of Town Council:** (voicemail) "We've recently taken over the town council in the local elections, we put Transition Towns in our manifesto and now we need to come along to your conference to learn more about how we support the community in setting up a Transition Initiative."



- **District Field Officer i/c Parish Plans:** "Parish Plans are increasingly focusing on sustainable development and 'green' issues so the Energy Descent Action Plans seems a logical next step."

Recommendations for local government involvement

The following recommendations come from local government officials active in existing transition initiatives or in discussions about potentially helping their community adopt and adapt the Transition Model. In summary, the best mode of engagement appears to be "**supporting, not driving**".

- **Chairman of Town Council:** Whilst I would see the Council being supportive to a Transition Town movement, one of the things that I found most attractive about Transition Towns was the grass roots community involvement. In my experience the very best model is the Council supporting and encouraging the various communities, but much if not most of the initiative coming from the various community groups.

We as councillors need to be aware that Transition Towns are not something that we bestow on the community, it is not going to be just a badge or symbol for the council, it is something that will happen anyway. Though Council support will help and assist the birth. The Council may also help the ideas to move into parts of the community that might otherwise not be reached.

- **Parish Councillor (Founder of Transition Penwith):** "I strongly believe that Transition Initiatives need to engage and involve Local Government in all their activities, and that their field of influence needs to reach into Central Government. While it is critical that Transition Initiatives remain non-political, and do not become Council-led, they need to be Council-supported and Council-informed. It is important to remember that Local Governance is there to support the community, and furthermore, it consists of people who live and work in our communities. It's time we moved beyond the boundaries of 'them and us' and realised that we all need to work together if we are going to effectively address the challenges ahead of us."
- **Local councillor:** Let the ideas arise from the community and remain under community control. The job of the council is to facilitate, to listen, possibly to provide advice, contacts or funds and, most important, to ensure that bureaucracy does not get in the way of grassroots initiatives.

No doubt the model of engagement will develop over time, For the moment, this approach of **supporting, but not driving** appears to be working well.

Getting businesses involved



There's a strong business case for adopting more sustainable practices, and its gradually finding its way into mainstream business thinking. The emphasis on CSR and triple bottom line accounting may be steps in the right direction, and carbon trading could yield substantial cuts in global CO2 emissions. However, none of these address the way that Peak Oil will make itself felt on businesses that have long supply chains, or serve markets in distant locales.

Businesses that have a long term perspective and are aware of the constraints fossil fuel depletion will have on the globalised economy need to be looking in general at oil dependency throughout their organisation and at four specific areas: supply chain, waste, energy usage and markets.


Examples from Totnes

There's much work underway in Transition Town Totnes to look at these areas. Three examples are oil vulnerability auditing, business exchange and local complementary currency:

Oil vulnerability auditing takes a detailed look at how rising oil prices might impact a business, examining costs and availability of raw materials, energy costs of key processes and transportation costs involved in selling and marketing. Once a costed model is built up, scenarios can be run with varying oil prices. With the inevitable and dramatic price rises ahead for oil and all types of energy, certain areas of a business may not be viable. In that case, mitigation plans can be put in place, perhaps looking at alternative raw materials sourced more locally, and opening up markets that will be less affected by high transportation costs.

The **business exchange** is a project that takes a different look at waste. It aims to match up companies where one business's waste is a raw material for another. For example, the building trade discards huge amounts of wood that could be used by companies making wood chips for the new type of household boilers.

A particularly high profile way of building local resilience in the business sector is launching a **local complementary currency**. Totnes continues its experiment in complementary currency by printing up 10,000 of the second generation Totnes Pounds and releasing the first 2,000 over the initial weeks. Local currencies strengthen local economies by avoiding the leaky bucket syndrome where wealth that is generated within a community "leaks" out to the wider economy at large. So far, fifty local businesses have signed up to accept the pound in payment for goods and services.



A Transition Town envisages a more localised future, where, production and consumption occurs closer to home. Where fragile supply chains that are vulnerable to surges in oil prices have become prohibitively expensive and have been replaced by local networks. Where the total amount of energy consumed in business is significantly less than current unsustainable levels.

We're only scratching the surface of how we can work with businesses. As the various transition initiatives develop, we'll see all sorts of unexpected connections and ways of working emerge. And this is essential, because a Transition Initiative that fails to work creatively and proactively with the business community will enjoy only limited success.

Movies for raising awareness

In the right hands, these can be extremely useful tools. In the wrong ones, they can burden the viewers with feelings of doom and despondency, reducing their willingness to take action.



There are three types of movies that are worth showing. Those that:

- explain the problem (such as "End of Suburbia")
- create inspiration for solutions (such as "Power of Community") – these are a little thin on the ground, though we do have a "Transition – The Movie!" being made during 2007
- reawaken our deepest connections to the earth and to the other forms of life with whom we share this planet

Movies – reconnecting us to nature



This latter category is perhaps best viewed at home with some select friends. The licenses are usually more restrictive than the other categories as well.

These movies work by gently drawing together the tenuous threads that connect all life to the planet and all life forms to each other. They also help overcome the dominant anthropocentric view of this planet. Somehow, watching a spider weave a web underwater, fill it full of air, then pull its prey into the bubble and consume it makes some of man's technological achievements appear distinctly lacklustre. (MicroCosmos, distributed by Pathe in the UK)

The following list of movies in this category come highly recommended:

- Microcosmos (better with the sound turned down)
- Baraka
- Koyaanisqatsi
- Winged Migration (a Rob Hopkins recommendation)
- Princess Mononoke (particular favourite of Stephan Harding of Schumacher College)

Movies – Peak Oil, Climate Change, economics, possible solutions

With all of these movies, it's important to create a bit of an event, rather than just a screening. This isn't too hard – here's the recipe:

1. Introduce the film personally by putting it into the context of your overall hopes for your community
2. Have everyone turn to someone they don't know and, in turns, introduce themselves and explain what brought them to the event that night.
3. Show it
4. Have everyone pair up (preferably with someone they don't know) and do an active talking/listening exercise about their impressions of the movie (ie one talks for 3 minutes while the other listens, then they switch over). You can give direction with something like "Say what gives you cause for concern and then what gives you cause for hope about the movie"
5. Run a Q&A on Peak Oil and/or Climate Change – whichever is relevant to the movie. Make sure you have someone there who knows what he/she is talking about – though it's no shame to say "I don't know, but I can find out and get back to you".

6. Watch out for the "I'm alone in the depths of my fear" type questions – they're typically a cry out for counselling or connection and can paralyse a room. What can work in that situation is to acknowledge the person's fear and then to ask in the room "if there's anyone here who has a part of themselves that is full of fear around this, please put up your hand". Put yours up first... and hope! Unless you're sitting in a room full of denial, you'll see a lot of hands shoot up. You can then explain that the Transition Model has a place where people can move through their fears and into a place of action (usually handled by the "Heart and Soul" group, once it's formed).

The recommended movies are listed below.

Title and details	Review – by Rob Hopkins unless noted otherwise	Doom rating ----- Solution rating	Where to get it ----- Licensing ----- Trailer	Production values ----- US / Euro bias
<p>End of Suburbia: Oil Depletion & The Collapse of the American Dream</p> <p>-----</p> <p>2004</p> <p>-----</p> <p>78 mins</p> <p>-----</p> <p>Canada</p>	<p>http://transitionculture.org/?p=146</p> <ul style="list-style-type: none"> o What I love about EOS is that it leaves no convenient back door to sidle out of, really it boils down to no oil, no transportation infrastructure; no transportation infrastructure, no globalised economy; no globalised economy, no nothing, apart from localisation. It is obvious isn't it? Or is it just me? I think the film puts it so clearly. o I have often seen how screenings of EOS in towns act, in hindsight, as a catalyst for all sorts of things that follow. 	<p>hi</p> <p>-----</p> <p>lo</p>	<p>www.powerswitch.org.uk/order.htm</p> <p>-----</p> <p>From the film website: You are free to show the documentary to as many people, as many times as you wish, as long as it is not for profit and the DVD or VHS is an original. You are welcome to charge a modest admission to cover costs or fundraise for a non-profit group.</p> <p>-----</p> <p>www.endofsuburbia.com/previews.htm</p>	<p>hi</p> <p>-----</p> <p>US</p>
<p>Peak Oil: Imposed by Nature</p> <p>-----</p> <p>2005</p> <p>-----</p> <p>30 mins</p> <p>-----</p> <p>Norway</p>	<p>From the web:</p> <ul style="list-style-type: none"> o Generally speaking, this DVD is hard to watch - not because it's boring, but because the viewer comes to the realisation that lifestyles are going to change. Along with global warming, our consumerist ways will be the stuff of legend in another 50 years. o It makes many concrete arguments that are difficult to rebut. Simply put, if Peak Oil is in fact true, then our current way of life - from driving our cars to buying fruit from the supermarket - will never again be the way are. Unless you are filthy rich, you will have to make massive sacrifices. o This DVD interviews highly respected scientists from around the world, but mainly from Europe. 	<p>hi</p> <p>-----</p> <p>lo</p>	<p>www.powerswitch.org.uk/order.htm</p> <p>-----</p> <p>According to PowerSwitch: You are free to show the documentary to as many people, as many times as you wish, as long as it is not for profit and the DVD or VHS is an original. You are welcome to charge a modest admission to cover costs or fundraise for a non-profit group.</p> <p>-----</p> <p>www.powerswitch.org.uk/order.htm</p>	<p>med</p> <p>-----</p> <p>Euro</p>

Title and details	Review – by Rob Hopkins unless noted otherwise	Doom rating ----- Solution rating	Where to get it ----- Licensing ----- Trailer	Production values ----- US / Euro bias
<p>Power of Community – how Cuba survived Peak Oil</p> <p>-----</p> <p>2006</p> <p>-----</p> <p>53 mins</p> <p>-----</p> <p>USA</p>	<p>http://transitionculture.org/2006/04/28/transition-culture-presents-the-uk-premiere-of-the-power-of-community/#more-315</p> <ul style="list-style-type: none"> o It is a wonderful and inspirational film and is one not to be missed. o film has been premiered in the US and in Ireland to rapturous reviews 	<p>lo</p> <p>-----</p> <p>hi</p>	<p>www.powerswitch.org.uk/order.htm</p> <p>-----</p> <p>From the film website: "All public screenings must be non-commercial, though you may collect a small fee to cover expenses or to raise money for a non-profit organization."</p> <p>-----</p> <p>www.powerofcommunity.org/</p>	<p>med</p> <p>-----</p> <p>even</p>
<p>Crude Impact</p> <p>-----</p> <p>2006</p> <p>-----</p> <p>97 mins</p> <p>-----</p> <p>USA</p>	<p>http://transitionculture.org/2006/12/12/review-new-peak-oil-film-crude-impact/#more-550</p> <ul style="list-style-type: none"> o clearly and passionately presents the argument that we are at or near the peak, which will be a transition of historic importance. o possibly suffers from being too long. It runs for over 90 minutes, and despite my being avidly keen to watch it, I did catch my eyelids drooping occasionally. o Little is discussed in terms of what our lives might look like without it, but that is not the film's purpose. Crude Impact focuses our minds not only on our dependence on oil, but also on all that has been done in order to sustain our habit. As such it is a very powerful tool in our attempts to break our collective addiction. 	<p>med</p> <p>-----</p> <p>lo</p>	<p>www.powerswitch.org.uk/order.htm</p> <p>-----</p> <p>For non-profits and other organizations who wish to screen the film to a small group of 50 people or less, where there is no admission fee, we ask for a screening fee of \$115 plus the cost of the DVD, which you can purchase online. Otherwise contact screenings@vistaclarafilms.com</p> <p>-----</p> <p>www.crudeimpact.com/page.asp?content_id=9587</p>	<p>hi</p> <p>-----</p> <p>US</p>
<p>A Crude Awakening: the oil crash</p> <p>-----</p> <p>2006</p> <p>-----</p> <p>85 mins</p> <p>-----</p> <p>Switzerland</p>	<p>http://transitionculture.org/2007/02/07/film-review-a-crude-awakening-the-oil-crash/#more-586</p> <ul style="list-style-type: none"> o very impressed, the best exposition of the Peak Oil argument yet committed to film o Crude Awakening keeps its gaze purely on Peak Oil, and presents a well argued, well-paced, and well-edited summary of what Peak Oil is and what it will mean for us all o It is a film which avoids over sensationalising the material, allowing the facts to speak for themselves. It isn't overly explicit about what the impacts of Peak Oil might be, allowing the viewer to follow those trains of thought in his or her own head. 	<p>med</p> <p>-----</p> <p>lo</p>	<p>not for sale yet. Check here for updates: www.oilcrashmovie.com/dvd.html</p> <p>-----</p> <p>UPDATE 23-July-07: The UK, distributor is Dogwoof Pictures. Cinematic release is Friday 9-Nov. We're exploring together how to involve all the Transitioners in the premiers. Watch this space.</p> <p>-----</p> <p>www.youtube.com/watch?v=Or-TyPACK-g</p>	<p>hi</p> <p>-----</p> <p>even</p>

Title and details	Review – by Rob Hopkins unless noted otherwise	Doom rating ----- Solution rating	Where to get it ----- Licensing ----- Trailer	Production values ----- US / Euro bias
<p>An Inconvenient Truth</p> <p>-----</p> <p>2006</p> <p>-----</p> <p>100 mins</p> <p>-----</p> <p>US</p>	<p>http://transitionculture.org/2006/11/17/a-review-of-an-inconvenient-truth/#more-530</p> <ul style="list-style-type: none"> o what is so powerful about this film is that it makes the whole subject comprehensible to the lay person. Such a thing could be dry and dull, yet it is completely engrossing. It is well edited and paced, I have to say I was on the edge of my seat. As a film designed to shock the world into action, it is very powerful and, hopefully, effective. o He ignores Peak Oil (something he has since spoken widely on), which would profoundly affect many of his proposed solutions. He doesn't really take on the role that global capitalism has played in creating the mess that is Climate Change. His solutions imply that low energy bulbs alone will save the planet, and that biodiesel can run all our cars, in other words that business-as-usual is still viable with light green trimmings. o Gore sets out the case clearly, tugging at the heart strings, and concludes by telling people that there is still time to avert the worst scenarios. All of these he does brilliantly. 	<p>hi</p> <p>-----</p> <p>lo</p>	<p>Everywhere!</p> <p>-----</p> <p>Update Nov-07. You have to join Filmbank first, with a deposit of £150. Then the rental, even for non-commercial screening, is £75, with another £15 for post and package.</p> <p>Filmbank can be contacted on: 020 7984 5957/5958</p> <p>www.filmbank.co.uk</p> <p>However, Paramount may allow Transition Initiatives to show this movie free of charge – we're discussing it with them.</p> <p>(Note: in May-07, a community "no charge" showing in Wolvercote village hall to 75 people was permitted for free by Paramount)</p> <p>-----</p> <p>www.climatecrisis.net/trailer/</p>	<p>hi</p> <p>-----</p> <p>even</p>
<p>Escape from Suburbia: beyond the American dream</p> <p>-----</p> <p>2007</p> <p>-----</p> <p>?? mins</p> <p>-----</p> <p>US</p>	<p>From the movie website</p> <ul style="list-style-type: none"> o The END of SUBURBIA explored the American Way of Life and its prospects as the planet enters the age of Peak Oil. o Rob Hopkins' less than enthusiastic review is here: http://transitionculture.org/2007/08/17/a-review-of-escape-from-suburbia/ o Several reviewers from the UK found the personal stories to be less than engaging and its emphasis on "escape from" rather than "transform where you are" to be unrealistic – there simply aren't enough places to "escape to"! 	<p>medium</p> <p>-----</p> <p>lo</p>	<p>www.escapefromsuburbia.com</p> <p>-----</p> <p>Screening permission is granted to non profit environmental and peak oil organizations to show it freely at their meetings, to members.</p> <p>-----</p> <p>www.youtube.com/watch?v=J2y9BbNjLAY</p>	<p>high</p> <p>-----</p> <p>US</p>

Title and details	Review – by Rob Hopkins unless noted otherwise	Doom rating ----- Solution rating	Where to get it ----- Licensing ----- Trailer	Production values ----- US / Euro bias
<p>Energy Crossroads: a burning need to change course</p> <p>-----</p> <p>2007</p> <p>-----</p> <p>54 mins</p> <p>-----</p> <p>US</p>	<p>From TT Forest Row's Mike Grenville:</p> <ul style="list-style-type: none"> o Although the film focuses on the US situation, it still has relevance elsewhere and takes a positive view on where we are and what can be done. <p>From the film website:</p> <ul style="list-style-type: none"> o As our global population and its appetite for energy rise drastically, resource depletion and global warming have become the most pressing issues facing humanity today. o Most experts agree that global Peak Oil production, when demand exceeds supply, will occur within the next 15 years and will drastically change the very fabric of our industrialized world. o It is clear that in order for us to survive our modern self-destructive societies, we will have to change course drastically and as fast as possible. o Scientists and experts agree that the use of renewable energy such as solar and wind power, coupled with higher efficiency and conservation, will be key factors in preserving our quality of life and paving the way to a sustainable world for our children. 	<p>hi</p> <p>-----</p> <p>hi</p>	<p>www.energyxroads.com/buydvd.html</p> <p>-----</p> <p>Public performance policy:</p> <p>Buying this public performance rights version of the DVD (\$59.95) gives you and your organization the right to show the film publicly in a non-theatrical setting as many times as you want, as long as no admission is charged. This educational DVD has an extra hour of bonus materials, which includes a 25 minutes documentary produced in 1974 soon after the 1973 oil embargo, extended interviews and more.</p> <p>-----</p> <p>www.energyxroads.com/trailer.html</p>	<p>hi</p> <p>-----</p> <p>US</p>
<p>Money As Debt</p> <p>-----</p> <p>2006</p> <p>-----</p> <p>47 mins</p> <p>-----</p> <p>Canada</p>	<p>From www.themoneymasters.com</p> <ul style="list-style-type: none"> o This excellent, entertaining and animated feature by graphic artist and videographer, Paul Grignon, explains – in careful detail - today's magically perverse debt money system. <p>From Ben Brangwyn of Transition Network</p> <ul style="list-style-type: none"> o Essential viewing for everyone. Explains, simply and clearly, the rise and rise of banking from its earliest origins into the dominant form it is today. Basically, without money reform and a removal of the debt/interest basis of our economy, all attempts at sustainability are doomed to failure. o Will make you want to set up a local currency in your community! o Perhaps best used as an awareness tool for identifying the people who will form the Economics group in your Transition Initiative 	<p>hi</p> <p>-----</p> <p>hi</p>	<p>http://www.moneyasdebt.net/</p> <p>-----</p> <p>From the publisher: "purchase a box of 10 wholesale, screening rights included . Hold a FREE (or by donation) public showing and sell them retail"</p> <p>Ben comment: box of 10 wholesale with FULL SCREENING RIGHTS is \$135 CAD (that's about £55). If you sell 6 at the retail price of c.£10, you've recouped the costs of the batch of 10. My guess is that at a screening at least one in twelve viewers would buy it.</p> <p>-----</p> <p>http://www.moneyasdebt.net/ click Trailer</p>	<p>ok – it uses simple animations with excellent voice over</p> <p>-----</p> <p>relevant to entire world</p>

Title and details	Review – by Rob Hopkins unless noted otherwise	Doom rating ----- Solution rating	Where to get it ----- Licensing ----- Trailer	Production values ----- US / Euro bias
<p>11th Hour (produced by Leonardo DiCaprio)</p> <p>-----</p> <p>2007</p> <p>-----</p> <p>Full length</p> <p>-----</p> <p>USA</p>	<p>From a colleague in the UK:</p> <p>Here's a few good things:</p> <ul style="list-style-type: none"> o it's not all about Leonardo, he doesn't do very much in it, he let's the experts do the talking o it's not just about global warming and climate change, it picks up on much wider sustainability issues o it's surprisingly bold in its criticism of corporates and the US government and questions the idea of unending economic growth quite well o it managed to get quite philosophical and deep about the role of humans on the earth etc, whilst still being easy to follow o it finished positively (much more so than AIT). The first two thirds of the film were deeply depressing, then the final third turned it around and it ended up quite invigorating. <p>some weaknesses are:</p> <ul style="list-style-type: none"> o very american centric (I don't think this is necessarily a problem though) o the 'what you can do personally' was maybe a little weak. 	<p>hi</p> <p>-----</p> <p>hi</p>	<p>only on theatre release at the moment</p> <p>-----</p> <p>awaiting details</p> <p>-----</p> <p>http://wip.warnerbros.com/11thhour/</p>	<p>very high</p> <p>-----</p> <p>relevant to entire world</p>

Title and details	Review – by Rob Hopkins unless noted otherwise	Doom rating ----- Solution rating	Where to get it ----- Licensing ----- Trailer	Production values ----- US / Euro bias
<p>The Great Warming</p> <p>-----</p> <p>2006</p> <p>-----</p> <p>Full length</p> <p>-----</p> <p>Canada</p>	<p>From Ben Brangwyn in the UK: Supported by the US National Wildlife Federation</p> <p>Pros:</p> <ul style="list-style-type: none"> o refers to feedback mechanisms such as water vapour - this area is often underemphasised o lots of inspiring people rather than a high profile politician driving/flying/presenting o wide-ranging on impacts, looking around the world at agriculture, sea levels, droughts, even the Thames Barrier – a rather terrifying section if you happen to work on the ground floor of the Houses of Parliament o Not very North American centric <p>Cons:</p> <ul style="list-style-type: none"> o too much emphasis on technological solutions such as "hydrogen economy" and manmade "trees" that harvest carbon from the atmosphere o not enough emphasis on changing our underlying relationship with the planet 	<p>hi</p> <p>-----</p> <p>med</p>	<p>https://www.thegreatwarming.com/orderform.php</p> <p>-----</p> <p>details requested from website re licensing</p> <p>-----</p> <p>http://www.thegreatwarming.com/</p>	<p>very high</p> <p>-----</p> <p>relevant to entire world</p>
<p>What A Way To Go: life at the end of the empire</p> <p>-----</p> <p>2007</p> <p>-----</p> <p>123 minutes</p> <p>-----</p> <p>Canada</p>	<p>From Ben Brangwyn in the UK:</p> <p>Pros:</p> <ul style="list-style-type: none"> o hardcore, hard-hitting personal journey into the ecological nightmare of civilisation. If you've never read Derrick Jensen or Ran Prieur or seen "End of Suburbia" this might be a tough watch. On the other hand, if you have, this one is essential viewing. o covers plenty of ground – discusses the confluence of Peak Oil, Climate Change, natural resource depletion and population <p>Cons:</p> <ul style="list-style-type: none"> o short on solutions o almost devoid of hope, presupposing that civilisation must collapse before we reach a more sustainable way of living – not much "transition" thought 	<p>hi</p> <p>-----</p> <p>low</p>	<p>www.whatawaytogomovie.com</p> <p>-----</p> <p>small scale public <u>single</u> showing license is \$50</p> <p>10 pack DVD is \$210</p> <p>institutional lending license is \$197</p> <p>-----</p> <p>www.whatawaytogomovie.com/trailers/</p>	<p>very high</p> <p>-----</p> <p>relevant to entire world</p>

Title and details	Review – by Rob Hopkins unless noted otherwise	Doom rating ----- Solution rating	Where to get it ----- Licensing ----- Trailer	Production values ----- US / Euro bias
<p>Message in the Waves</p> <p>-----</p> <p>2007</p> <p>-----</p> <p>123 minutes</p> <p>-----</p> <p>BBC NaturalWorld 2007</p>	<p>From Ben Brangwyn in the UK:</p> <p>Pros:</p> <ul style="list-style-type: none"> o a beautifully filmed, inspiring yet heart-rending look at what plastic and rubbish is doing to our ocean and marine life, looking particularly at Hawai'i o inspired Modbury to go plastic bag free, soon to be followed by many others, including China (perhaps). <p>Cons:</p> <ul style="list-style-type: none"> o plenty of surfing and beach shots (some would say that was a bonus!) o you'll never want to use a plastic bag again (another bonus?) 	<p>hi</p> <p>-----</p> <p>low</p>	<p>http://www.megaupload.com/?d=7HNOTYWA</p> <p>-----</p> <p>The BBC were giving away the DVD and then ran out. They put it on an obscure and very unreliable download server for free download. I managed to retrieve it and put it on our fast download server</p> <p>-----</p> <p>http://www.messageinthewaves.com/</p>	<p>very high</p> <p>-----</p> <p>relevant to entire world</p>
<p>Manufactured Landscapes</p> <p>-----</p> <p>2007</p> <p>-----</p> <p>90 minutes</p> <p>-----</p> <p>Canada</p>	<p>From James Samuel in Transition Waiheke Island, New Zealand:</p> <p>"This film made me gasp, in shock at the sheer magnitude and scale shown by the images. It's like nothing I have ever seen. It begins with a glimpse into ... industrialised China. The film shows another reality, one which exists simultaneously with our own, and one we are not separate from, but are part of and contribute to.</p> <p>The narration by Edward Burtynsky is brief and intermittent - just enough to connect some of the dots. And it talks about Peak Oil."</p>	<p>hi</p> <p>-----</p> <p>low</p>	<p>http://www.mongrelmedia.com/films/Manufactured_Landscapes.html</p> <p>-----</p> <p>No group showing license available yet</p> <p>-----</p> <p>http://www.youtube.com/watch?v=67j7JIEZzpQ</p>	<p>very high</p> <p>-----</p> <p>relevant to entire world</p>

Transition Network

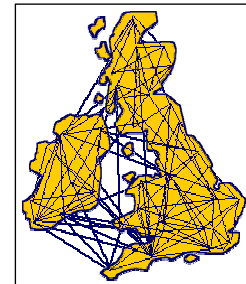
In parallel with these efforts at Totnes, we've set up a national charity, "Transition Network" to support the Transition Initiatives that are springing up around the UK and Ireland.

The mission of the charity, with initial funding from the Tudor Trust and Esmee Fairbairn Foundation, is focused on:

"inspiring, encouraging, supporting, networking and training communities as they consider, adopt, adapt and implement the transition model in order to establish a Transition Initiative in their locale. The model emboldens communities to look peak oil and climate change squarely in the eye, unleash the collective genius of their own people and significantly rebuild resilience (in response to peak oil) and drastically reduce carbon emissions (in response to climate change)."

We're building a range of materials, training courses, events, tools & techniques, resources and a general support capability to help these communities. It's early days and we have a lot of work to do – but we're getting on with it!

The charity is located in Totnes to stay close to where some of the main innovations are happening right now. The vision for Transition Initiatives is a UK that is resilient in the face of the challenges posed by Peak Oil and that has dramatically reduced its carbon emissions.



To get an idea of the scale of the task in hand, there are 11,000 villages and towns in England and Wales alone, along with 60 cities and a huge number of rural communities. Each of these will need to transition to a significantly lower energy way of living.

We collectively demonstrated huge levels of ingenuity and spirit as we climbed up the energy curve. There's no reason that we can't use those same qualities to design our way down the other side. And in fact, if we start early and work with sufficient creativity and inclusivity, we may find that a lower energy life is a qualitative improvement over the current disconnected existence that many of us lead.

Conclusion

The three levels of action – global (eg Kyoto, oil depletion protocol and C&C), national (eg tradable energy quotas) and local (eg transition initiatives) – hold much promise to see humankind through the great energy transition of the 21st century. With cooperation, coordination and a following wind, we have the potential to create a more fulfilling, more equitable and more sustainable world.



The challenge is to find a way to proactively navigate the down-slope of Peak Oil while taking actions to address Climate Change.

As a species, we'll be transitioning to a lower energy future whether we want to or not. Far better to ride that wave rather than getting engulfed by it.



Further Reading

Website links are current as 20-June-07.

On Community Transitioning

- Rob Hopkins “Energy Descent Pathways: Evaluating potential responses to Peak Oil”, self published MSc thesis, available from: www.transitionculture.org/?page_id=508

On Peak Oil

- Energy Bulletin
 - excellent Peak Oil primer: www.energybulletin.net/primer.php
 - multiple news feeds on energy issues: www.energybulletin.net
- ASPO – Association for the Study of Peak Oil. The source of much data and inspiration and where Peak Oil awareness started.
 - www.peakoil.net/
- The Hirsch Report – produced for the US government in 2005. Was almost lost until it gained prominence in 2006. Remarkable for the unequivocal call to urgent action in order to mitigate the effects of Peak Oil.
 - www.netl.doe.gov/publications/others/pdf/Oil_Peaking_NETL.pdf
- David Strahan (2007) The Last Oil Shock; a survival guide to the imminent extinction of petroleum man. Published by John Murray. Probably the best book on Peak Oil and its implications for the UK. Also up-to-date news at: www.davidstrahan.com/
- Richard Heinberg – any of his books.
 - The Party's Over: Oil, War and the Fate of Industrial Societies
 - Powerdown: Options and Actions for a Post-Carbon World
 - The Oil Depletion Protocol : A Plan to Avert Oil Wars, Terrorism and Economic Collapse
 - Additionally, his essays on Peak Oil often appear on the Energy Bulletin website above.
- Hardcore Peak Oil site for people who want graphs, data and complex analysis. Astounding research levels. Sometimes a bit too geeky: www.theoildrum.com



Climate Change

- The Intergovernmental Panel on Climate Change – the world's most authoritative body assessing Climate Change
 - www.ipcc.ch
- A commentary by working climate scientists on breaking climate news stories
 - www.realclimate.org
- Hadley Centre – the Met Office's bureau for researching the potential effects of Climate Change.
 - www.metoffice.gov.uk/research/hadleycentre/

Contact Details

Ben Brangwyn
Co-founder, Transition Network
email: benbrangwyn@transitionnetwork.org
phone: +44 5601 531882
skype: benbrangwyn